

2017 Odyssey Facts Guide

INTRODUCTION

The Honda Brand



At Honda, dreams have been instrumental to our success from the very beginning. Today, those dreams are reflected in our automobiles. In the 21st century, the power of Honda's dreams will continue to lead to new insights and new technology.

Examples of turning dreams into reality include the zero-emission Clarity Fuel Cell slated for production in 2016, and the Accord Hybrid—which features Honda's 2-motor hybrid system. These vehicles ensure Honda's position as a manufacturer of some of the cleanest automobiles in the world.

The imagination of Honda engineers exceeded earthly limits by pioneering a new type of jet aircraft—the HondaJet®, the ultimate in advanced light-jet travel that consumes far less fuel than conventional jets in its class. And let's not forget ASIMO®, a Honda robot that walks talks and sings—and serves as an advanced study in mobility to inspire out-of-the-box thinking.

Honda's innovative spirit is alive and well. It's evident in a wide variety of products. And as Honda continues to innovate, those products will continue to improve lives – which is what the Power of Dreams is all about.

Design Concept

The Honda Odyssey is the benchmark vehicle in its category. It enjoys one of the highest owner-retention rates among Honda vehicles, as well as conquering a vast number of new owners from other brands. In its fourth generation, the Odyssey is capturing yet another unique and valuable group of buyers. These are the "hesitators"—a large group of prospective customers who like the functionality and capability of a minivan but don't like the stigma some attach to driving one. To capture the interest of these buyers, the Odyssey presents a cutting-edge body design that is unheard of in the minivan realm. Spacious and practical, yet aerodynamically efficient and sleek, the current Odyssey is more aggressive than any previous Odyssey. The 2017 model offers all the inherent value and utility of an Odyssey with many exceptional safety and connectivity features and a modern convenience that made its industry debut in this vehicle—a built-in vacuum cleaner.



What's New

- The acoustic windshield on Odyssey Touring and Touring Elite trims is now featured on SE and EX-L models as well.



Major Feature Highlights + Available Trims

Odyssey LX

Engineering

- 3.5-liter, 24-valve SOHC i-VTEC® V-6 engine
- 248 horsepower @ 5700 rpm (SAE net)

Features

- Driver's seat with 8-way power adjustment
- Power front passenger's seat

- 250 lb-ft of torque @ 4800 rpm (SAE net)
- Variable Cylinder Management™ (VCM®)
- Active Control Engine Mount system (ACM)
- Active Noise Cancellation™ (ANC)
- Drive-by-Wire throttle system
- ULEV-2 CARB emissions rating¹
- 6-speed automatic transmission
- MacPherson strut front suspension
- Multi-link double wishbone rear suspension
- Variable power-assisted rack-and-pinion steering
- 17-inch steel wheels with covers
- P235/65 R17 all-season tires

Safety

- Advanced Compatibility Engineering™ (ACE™) body structure
- Vehicle Stability Assist™ (VSA®) with traction control²
- 4-wheel disc brakes with ABS and Electronic Brake Distribution (EBD)
- Brake Assist
- Tire Pressure Monitoring System (TPMS)³
- Active front head restraints
- Dual-stage, multiple-threshold front airbags (SRS)
- SmartVent® front side airbags
- 3-row side curtain airbags with rollover sensor
- 3-point seat belts at all seating positions
- Driver's and front passenger's seat-belt reminder
- Lower Anchors and Tethers for CHildren (LATCH) (5)
- Head restraints at all seating positions

- Reclining front and second-row seatbacks
- One-motion 60/40 split 3rd-row Magic Seat®
- Power windows with auto-up/down driver's window (front and 2nd row)
- Power door and tailgate locks
- Power side mirrors
- Cruise control
- Remote entry system
- i-MID with 8-inch WQVGA screen
- Rearview camera with guidelines⁴
- *Bluetooth*®⁵ HandsFreeLink®
- SMS text message function⁶
- 240-watt AM/FM/CD audio system with 7 speakers, including subwoofer
- Pandora® compatibility⁷
- MP3/Auxiliary input jack
- Radio Data System (RDS)
- USB Audio Interface⁸
- Air conditioning with manual front and rear controls
- 10 beverage holders
- Center stack storage with utility tray
- Front center floor tray
- Sunglasses holder
- Two-speed/variable intermittent windshield wipers
- Intermittent rear-window wiper/washer
- Backlit gauges
- Front and rear door-pocket storage bins
- Seatback pockets (passenger's side)
- Tilt and telescopic steering column

- Steering wheel-mounted cruise, audio and phone controls
- Rear window defroster
- 12V outlets (1 front, 1 rear)
- Floor mats (front and 2nd row)
- Adjustable front seat-belt anchors
- Cargo area light
- Map lights (all rows)
- Projector-beam halogen headlights with auto-off
- Privacy glass
- Impact-absorbing body-colored bumpers
- Maintenance Minder™ system
- Battery management system

Odyssey EX

Adds to or upgrades LX features:

- 17-inch alloy wheels
- Power sliding doors
- Programmable remote entry system with Smart Entry
- Security system
- Heated power side mirrors
- Wiper-linked headlights
- Projector-beam halogen headlights with auto-on/off
- Tri-zone automatic climate control system with humidity control and air filtration
- Honda LaneWatch™⁹
- Push button start
- HomeLink®¹⁰ remote system
- Removable front center console with storage and

flip-up trash-bag ring

- Driver's seat with 10-way power adjustment, including power lumbar support
- Multi-function 2nd-row center seat
- HondaLink® featuring Aha™ compatibility¹¹
- Audio touch-screen

Odyssey SE

Adds to or upgrades EX features:

- HondaVAC®
- Rear Entertainment System¹²
- SiriusXM® Radio¹³
- Special Edition badging
- Acoustic windshield

Odyssey EX-L

Adds to or upgrades EX features:

- Forward Collision Warning (FCW)¹⁴
- Lane Departure Warning (LDW)¹⁵
- One-touch power moonroof with tilt feature
- Power tailgate
- Acoustic windshield
- Honda Satellite-Linked Navigation System™¹⁶ with voice recognition, FM Traffic, interface dial and multi-angle rearview camera with guidelines⁴ (available)
- Rear Entertainment System with 115-volt power outlet (available)¹²
- Perforated leather-wrapped steering wheel
- Cool box
- Leather-trimmed interior

- Heated front seats

Odyssey Touring

Odyssey Touring Elite

Adds to or upgrades EX-L with Navigation features:

- 18-inch alloy wheels
- Fog lights
- Heated power side mirrors with integrated turn indicators
- Memory-linked side mirrors with reverse gear tilt-down
- Body-colored parking sensors (front/rear)
- Honda Satellite-Linked Navigation System™¹⁶ with Voice Recognition, FM Traffic, interface dial and multi-angle rearview camera with guidelines⁴
- Rear Entertainment System¹²
- Driver’s seat with 10-way power adjustment, including power lumbar support and two-position memory
- 3rd-row folding center armrest

Adds to or upgrades Touring features:

- High-intensity discharge (HID) headlights with auto-on/off
- Ultrawide Rear Entertainment System with HDMI® technology¹⁷
- Blind spot information system (BSI)¹⁸
- HondaVAC®
- 650-watt AM/FM/CD premium audio system with 12 speakers, including subwoofer and 5.1 surround-sound theater mode
- HD Radio™¹⁹

[Download a printable version](#) of the major feature highlights and available trims.

[Download a 2017 Odyssey eBrochure.](#)

Odyssey Model Lineup

Model	Model Code

LX	RL5H2HEW
EX	RL5H4HEW
SE	RL5H3HEW
EX-L	RL5H6HJW
EX-L with RES	RL5H6HJXW
EX-L with Navigation	RL5H6HKW
Touring	RL5H9HKW
Touring Elite®	RL5H9HKXW















































Colors

Exterior Colors	Interior Colors			
	LX	EX	SE	EX-L/Touring /Touring Elite
 Crystal Black Pearl		 Gray Fabric  Truffle Fabric	 Gray Fabric  Truffle Fabric	 Gray Leather  Truffle Leather
 Dark Scarlet Pearl	 Beige Fabric	 Beige Fabric	 Beige Fabric	 Beige Leather
 Lunar Silver Metallic	 Gray Fabric  Truffle Fabric	 Gray Fabric  Truffle Fabric	 Gray Fabric  Truffle Fabric	 Gray Leather  Truffle Leather
 Modern Steel Metallic	 Gray Fabric	 Gray Fabric	 Gray Fabric	 Gray Leather
 Obsidian Blue Pearl	 Gray Fabric	 Gray Fabric	 Gray Fabric	 Gray Leather
 Smoky Topaz Metallic		 Truffle Fabric	 Truffle Fabric	 Truffle Leather
				

 White Diamond Pearl	 Beige Fabric	 Beige Fabric	 Beige Fabric	 Beige Leather  Truffle Leather
---	---	---	---	--

Odyssey Key Selling Points

Advanced Styling The Odyssey breaks the minivan stereotype with a dynamic, energetic and memorable wind-crafted body design. Unique features include aggressively raked A- and D-pillars, a confident Honda grille, and unique lightning-bolt beltline.

Storage Versatility Storage solutions abound in the Odyssey, making travel easier and more convenient for everyone aboard—from multiple beverage holders to a front cool box, and from dedicated purse storage space to room for 8-foot lumber.

Technology All Odyssey models offer advanced technologies like *Bluetooth*^{®5} HandsFreeLink[®] , USB Audio Interface⁸ and a rearview camera⁴, SMS text message function⁶ and Pandora[®] compatibility⁷, and select trims add tri-zone automatic climate control, auto-leveling HID headlights, Honda LaneWatch^{™9}, Forward Collision Warning (FCW)¹⁴, Lane Departure Warning (LDW)¹⁵, and two available Rear Entertainment Systems (RES), one with HDMI[®] technology.¹⁷

Performance A 6-speed transmission on all trims helps provide powerful acceleration. And along with its superb handling, the Odyssey delivers excellent brake feel and a smooth, quiet ride quality while still receiving exceptional fuel-economy ratings.²⁰

Safety Honda’s safety philosophy means the Odyssey is amply equipped with safety features, including the ACE[™] body structure, front airbags, SmartVent[®] front side airbags, side curtain airbags with rollover sensor, VSA[®] with traction control² and Brake Assist.

Durability, Quality and Reliability Honda DQR is a matter of legend, and the Odyssey offers a 100K+/- miles tune-up interval*, and enviable projected resale value in its class.

*Does not apply to fluid and filter changes. Will vary with driving conditions. Please see the owner’s manual for details.

Accolades, Honors and Ratings

[[ACCOLADES]]



1. ULEV-2 (Ultra-Low-Emission Vehicle) models as certified by the California Air Resources Board (CARB).
2. VSA is not a substitute for safe driving. It cannot correct the vehicle’s course in every situation or compensate for reckless driving. Control of the vehicle always remains with the driver.
3. For optimal tire wear and performance, tire pressure should be checked regularly with a gauge. Do not rely solely on the monitor system. Please see your Honda dealer for details.
4. Always visually confirm that it is safe to drive before backing up; the rearview camera display does not provide complete information about all conditions and objects at the rear of your vehicle.
5. The *Bluetooth*® word mark and logos are owned by the Bluetooth SIG, Inc., and any use of such marks by Honda Motor Co., Ltd., is under license.
6. Compatible with select phones with *Bluetooth*®. Your wireless carrier's rate plans apply. State or local laws may limit use of texting feature. Only use texting feature when conditions allow you to do so safely.
7. Pandora, the Pandora logo, and the Pandora trade dress are trademarks or registered trademarks of Pandora Media, Inc. Used with permission. Compatible with select smartphones. See: www.pandora.com/everywhere/mobile. Not all devices compatible with USB connection. Your wireless carrier's rate plans apply.
8. The USB Audio Interface is used for direct connection to and control of some current digital audio players and other USB devices that contain MP3, WMA or AAC music files. Some USB devices with security software and digital rights-protected files may not work. Please see the owner's manual for details.
9. Display accuracy will vary based on weather, size of object and speed, and the display may not show all relevant traffic. The display is not a substitute for your own direct visual assessment of traffic conditions before changing lanes.
10. HomeLink® is a registered trademark of Gentex Corporation.
11. Compatible smartphone required. All Aha platform feeds are audible, not visual in nature. Vehicle does not provide any feeds. Some state laws prohibit the operation of handheld electronic devices while operating a vehicle. Launch smartphone applications only when the vehicle is safely parked. Aha is a trademark of Harman International Industries, Inc. Your wireless carrier's rates may apply
12. The Honda Satellite-Linked Navigation System™ and Rear Entertainment System are only available separately on EX-L models.
13. SiriusXM services require a subscription after any trial period. If you decide to continue your SiriusXM service at the end of your trial subscription, the plan you choose will automatically renew and bill at then-current rates until you call SiriusXM at 1-866-635-2349 to cancel. See our Customer Agreement for complete terms at www.siriusxm.com. Fees and programming subject to change. XM satellite service is available only to those at least 18 years and older in the 48 contiguous United States and D.C. ©2016 SiriusXM Radio Inc. Sirius, XM and all related marks and logos are trademarks of SiriusXM Radio Inc.
14. FCW cannot detect all objects ahead and may not detect a given object; accuracy will vary based on weather, speed and other factors. System operation affected by extreme interior heat. FCW does not include a braking function. Driver remains responsible for safely operating vehicle and avoiding collisions.
15. LDW only alerts drivers when lane drift is detected without a turn signal in use. LDW may not detect all lane markings or lane departures; accuracy will vary based on weather, speed and road condition. System operation affected by extreme interior heat. Driver remains responsible for safely operating vehicle and avoiding collisions.
16. The Honda Satellite-Linked Navigation System™ is available on EX-L models and standard on Touring models in the United States, Canada and Puerto Rico. (FM Traffic service only available in the United States, except Alaska). Please see your owner's manual for details.
17. A separate source device is required to use split-screen function. HDMI, the HDMI Logo, and High-Definition Multimedia Interface are trademarks or registered trademarks of HDMI Licensing LLC in the United States and other countries. A separate source device is required to use split-screen function. HDMI, the HDMI Logo, and High-Definition Multimedia Interface are trademarks or registered trademarks of HDMI Licensing LLC in the United States and other countries.
18. The system is not a substitute for your own visual assessment before changing lanes. BSI may not detect all objects behind or to the side of a vehicle and may not detect a given object; system accuracy will vary based on weather, size of object, and speed. Driver remains responsible for safely operating vehicle and avoiding collisions.
19. HD Radio is a proprietary trademark of iBiquity Digital Corporation.
20. 19 city/27 highway/22 combined mpg rating. Based on 2017 EPA mileage ratings. Use for comparison purposes only. Your mileage will vary depending on how you drive and maintain your vehicle, driving conditions and other factors.

Specifications, features, illustrations and equipment shown in this guide are based upon the latest available information. Although descriptions are believed to be correct, accuracy cannot be guaranteed. American Honda Motor Co., Inc., reserves the right to make changes at any time, without notice or obligation, in colors, specifications, accessories, materials and models. Some features mentioned herein are not available in all areas. All images contained herein are either owned by American Honda Motor Co., Inc., or used under a valid license. It is a violation of federal law to reproduce these images without express written permission from American Honda Motor Co., Inc., or the individual copyright owner of such images. Honda, Honda LaneWatch, HondaLink, Honda Satellite-Linked Navigation System, Advanced Compatibility Engineering, ACE, ASIMO, Eco Assist, HandsFreeLink, Magic Seat, SmartVent, Vehicle Stability Assist, VSA and i-VTEC are trademarks of Honda Motor Co., Ltd.

MARKET POSITION & DEMOGRAPHICS

Market Position

Thanks to its revolutionary body design, with the Honda Odyssey, ownership of a minivan moves from being a "practical" purchase decision to an "emotional" one—and even a point of pride. This cultural shift dramatically opens up the range of potential customers for the Odyssey, and turns minivan ownership into an inspirational role for the first time. But regardless of the purchase reason, the Odyssey equally fills the role, as Honda designers put it, as "the best family car in the world."



The minivan segment is projected to have strong sales for 2017. And Honda takes the initiative with its innovative styling, Honda's safety philosophy, a unique array of functional and useful technologies, and Honda's legendary reputation for durability, quality and reliability.

Odyssey Buyers

The Odyssey continues to be a mainstay among buyers who put their family first and engage in an active lifestyle. They want a no-compromise vehicle that delivers fun, comfort, convenience, spaciousness, functionality and safety performance all in one package. And this Odyssey appeals to an even wider range of buyers who wouldn't have considered a minivan in the past.

While these customers might have disregarded minivans as too "plain vanilla," the Odyssey has plenty of appeal for them.

Honda's Odyssey simultaneously attracts Generation X and Baby Boomers who still have children in the home, as well as the next generation, Gen Y, who have younger children. All three groups share the philosophy of wanting to spend more time with their children and are more likely to have up to three kids and a stay-at-home parent who does the bulk of the driving duties. In this case, the Odyssey offers advantages in terms of its functionality and flexibility.

Odyssey Buyer Demographics at a Glance

Primary Target Buyer	Secondary Target Buyer

Male and Female	Male and Female
35 years old (Gen X and late Gen Y)	Baby Boomers
Young children (2–3)	Empty nesters with grandchildren
96% married	
81% college	
HHI \$100K+	
Professional Father/Mother	
One stay-at-home parent	
Active lifestyle	

EXTERIOR

Odyssey Exterior

With its windswept A-pillars, rakish D-pillars and dramatic lightning-bolt beltline detail, the Odyssey is unmistakable for anything else. It also redefines minivan styling while opening up the minivan ranks to customers who would not have previously considered one.

Innovative Design and Styling

To make the Odyssey appealing, Honda focused on making it visually spontaneous, progressive and athletic.

- The look begins with a wide stance and a low, dynamic design.
- The A-pillars are sharply angled to cheat the wind and decrease interior noise levels.
- And a commanding beltline along the sides with the unique lightning-bolt profile implies motion and says Odyssey at a glance.
- A low air opening pulls cooling air from below the front fascia while carefully crafted strakes sweep the airflow around the front tires and underneath the powertrain for maximum efficiency.

- In fact, the Odyssey enjoys a very low Cd (aerodynamic drag), which directly contributes to greater fuel efficiency¹, reduced emissions and a quieter cabin at cruising speeds.
- Moving around to the side, the Odyssey features lightweight aluminum front fenders and side mirrors with an Expanded View Driver's Mirror.
- Touring and Touring Elite models add integrated turn indicators.
- Seventeen-inch wheels (18-inch on Touring models) provide excellent ride quality and handling characteristics.
- And stylish wheels on every trim enhance the premium feel that Odyssey exudes.
- The tires selected for the Odyssey feature low-rolling-resistance construction to aid in maximizing fuel efficiency.
- The door handles for the driver's and front passenger's doors and the dual sliding rear doors meet in a carefully tailored, crisp design element, and they are also comfortable, convenient and intuitive to use.
- In back, the rear body quarter-panels feature crisp style lines that give the Odyssey a decisive and muscular look that definitely sets it apart from any other minivan.
- Taillights with integrated dual LED light bars further add to Odyssey's contemporary styling.



SALES TIP: Point out to buyers that Honda designers set out to make the Odyssey not only a functional family vehicle, but also highly luxurious and comfortable, with car-like looks and driving characteristics that make it a perfect vehicle for all occasions.

Expanded View Driver's Mirror

FEATURE: All Odyssey models come with a two-part Expanded View Driver's Mirror that acts like two mirrors in one.

- The inside portion functions like a regular mirror, while the outermost portion works like a spot mirror.
- Drivers will appreciate the additional side visibility this mirror enables.

BENEFIT: This feature helps the driver keep track of vehicles behind and to the side more effectively, enhancing confident driving.



SALES TIP: To demonstrate the Expanded View Driver's Mirror, have the customer sit in the driver's seat and adjust the mirror to their liking. Then stand at the left rear fender and slowly walk

sideways away from the vehicle to show how the perspective broadens at the mirror's outer edge.

Sliding Doors

FEATURE: The Odyssey LX features manual sliding rear doors, while EX and above models come standard with power sliding doors.

- The power sliding doors can be opened and closed by switches on the instrument panel (located to the left of the steering column), by the remote entry system (from up to 50 feet away), by the interior B-pillar switch or by the door handles on the interior and exterior.
- To help facilitate quick drop-offs and pickups, the power sliding doors may be operated when the vehicle is in gear and going less than 1.2 mph, if the driver’s foot is on the brake or the parking brake is engaged.
- Of course, the doors will also operate if the vehicle is in Park.

BENEFIT: In addition to being able to open the sliding doors with pushbutton ease—even in tight parking spaces—the functionality of being able to open the doors without shifting into Park will accommodate impatient young passengers eager to exit the Odyssey and get on with their day.

Lift-up Tailgate (LX, EX and SE)

FEATURE: The lift-up tailgate on all Odyssey models can be unlocked remotely from up to 50 feet away.

- LX, EX and SE models can be unlocked using the remote or the driver’s or passenger’s door-lock/unlock switch.
- Gas-pressurized struts assist the opening process, and a sturdy handle built into the inner panel makes closing the tailgate easy.

Power Tailgate (EX-L, Touring and Touring Elite)

FEATURE: Odyssey EX-L and Touring models come with a remote-operated power tailgate.

- The tailgate can be opened or closed with a button on the remote or a button to the left of the steering column.
- And it can also be closed using the button located on the bottom edge of the open tailgate.

Smart entry allows you to unlock and open the power tailgate without touching a key or key fob.

BENEFIT: It's a great convenience for owners with an armload of packages to push the remote button and have the tailgate already open when they reach the Odyssey. And the driver also has the option of opening or closing the tailgate without leaving the driver's seat.

Wheels and Tires

Odyssey shows off an array of stylish wheels.

- The Odyssey LX features 17-inch steel wheels with wheel covers and 235/65 R17 all-season tires.
- EX, SE and EX-L models offer premium-styled, 17-inch alloy wheels with 235/65 R17 all-season tires.
- Touring models add premium sport-styled, 18-inch alloy wheels with dark-gray accents and 235/60 R18 all-season tires.
- A temporary spare tire mounted on a steel rim is located beneath the floor behind the front and second-row seats.

Integrated Key and Fob

The Odyssey LX features an integrated fob and key system that makes accessing and operating the vehicle super easy.

- It features: door lock, door unlock and "panic" alarm.
- A separate key fob is provided for valet services; this fob allows only locking and unlocking the driver's door and operating the ignition.

Click to use Flash

With the Smart Entry key in your possession, you can open any door without touching a key fob. You can also lock the doors by pressing the black square.

Smart Entry

FEATURE: Odyssey EX and above trims feature a Smart Entry system with push button start.

- The Smart Entry system allows the driver to walk up to the vehicle, touch the door handle and open the door, start the engine and shut it off at the end of the trip, and then get out and touch the LOCK button on the door handle to secure the vehicle—all without ever touching a key.
- It only requires that the driver have possession of the Smart Entry key.
- The keyless fob is programmable and allows for locking or unlocking the doors and tailgate from up to 50 feet away with the push of a button.
- It also features buttons to open either sliding door without opening all doors.
- And, of course, it features a “panic” button that sounds the horn when pressed. In addition, the keyless fob for EX-L and above trims features a button to remotely operate the power tailgate.

BENEFIT: The available Smart Entry system makes it extremely easy and convenient to unlock, drive and relock the Odyssey.

Acoustic Windshield (SE, EX-L, Touring and Touring Elite)

FEATURE: An acoustic windshield helps reduce wind noise in select models.

- Tuned specifically to cut wind-noise frequencies, the windshield uses two layers of safety glass with an inside layer of a transparent and elastic acoustic membrane.
- This places the Odyssey models equipped with the acoustic windshield among the best-in-class in wind-noise performance.

BENEFIT: The acoustic windshield helps reduce interior noise for greater comfort and pleasure.



Auto-Off Headlights

Bright projector-beam halogen headlights are standard on the Odyssey LX, EX, SE, EX-L and Touring models.

- All Odyssey models feature a thoughtful headlight auto-off feature, which eliminates the possibility of running down the battery by accidentally forgetting to switch off the headlights.
 - EX and above models feature an auto-on feature that illuminates the headlights at dusk.
-

High-Intensity Discharge (HID) Headlights (Touring Elite)

FEATURE: Odyssey Touring Elite models are equipped with auto-leveling HID headlights.

- They produce a 98% brighter, whiter beam of light than traditional halogen beams.
- They have a 118-foot longer range and a wider beam pattern, both of which contribute to enhanced visibility.



- In addition, they last about 50% longer than halogen headlights.

BENEFIT: HID headlights enhance visibility for greater driver confidence, while the auto-leveling system helps ensure that the headlights will remain properly aimed regardless of how the vehicle is loaded.

Taillights with Integrated LED Light Bars

Odyssey sports handsome taillights with LED light bars. These taillights shine brighter, last longer and use less power than conventional bulbs—and add a special touch to the premium styling of the Odyssey.

1. 19 city/27 highway/22 combined mpg rating. Based on 2017 EPA mileage ratings. Use for comparison purposes only. Your mileage will vary depending on how you drive and maintain your vehicle, driving conditions and other factors.

INTERIOR

Interior Concept

To fulfill its mission as the perfect family vehicle, the Odyssey interior focuses on providing three rows of comfortable adult seating together with a large interior volume and plentiful storage capabilities. Innovations fill the cabin, including:

- A 3-mode seating configuration for the second row (EX and above)
- A positively luxurious third row of seats (unlike those found in most minivans)
- Available surround-sound audio
- A premium rear entertainment system with a 16.2-inch VGA ultrawide monitor
- HD Radio™¹
- And the first-ever built-in vacuum (HondaVAC®) on the SE and Touring Elite models.

Click to use Flash 

Sporty, Practical, High-Quality Design

The Odyssey is progressive, athletic and spontaneous—just like its customers.

- In keeping with this personality, the Odyssey’s interior features contemporary styling with crisp and smart design cues.
 - Every element works together to improve the passengers’ experience in the vehicle on each and every ride.
 - From the ergonomically friendly shapes to the sensible “human factors” positioning of grab handles, bins, pockets, switches and controls, to the feel of textiles and surfaces, the Odyssey exudes quality.
 - In addition, because the Odyssey is a Honda, it offers the exceptional durability that Honda owners have grown to expect over the years.
-

Layout and Ergonomics

Since 1995, the Odyssey has built a loyal following for its useful blend of versatility, functionality and quality. In short, it's the perfect people mover.



- The current Odyssey advances that mission with an even greater range of comfort and convenience features—along with invigorating contemporary design elements all its own.
 - The Odyssey is plenty roomy inside, with up to 172.6 cubic feet of total passenger volume and 148.5 cubic feet of cargo volume available behind the front seats.
 - With comfortable and flexible seating configurations, numerous storage bins and pockets (and up to 15 beverage holders), available leather seating surfaces, and a host of useful and enjoyable electronic features, the Odyssey interior is more than just great-looking—it works great, too.
 - Like all Honda vehicles, the Odyssey's seating, instruments and controls are designed around the driver.
 - To help alleviate fatigue, especially on long trips, the driver's seat on EX and above trims features power adjustable lumbar support as well as height adjustment.
 - Every tactile surface, from the interior door handles and the seat controls to the instrument panel, steering wheel, shift lever, electronic controls, latches and lids, is designed and manufactured to be pleasing to the touch and easy to operate.
 - A tilt and telescopic steering column helps ensure that drivers of virtually all sizes can find a comfortable seating position.
 - Additionally, the controls and switches all operate with typical Honda precision.
 - Meters, gauges and displays are easy to locate and read, and secondary controls for the audio system, navigation system (if so equipped) and climate control system are all within easy reach and feature large, easy-to-operate buttons and knobs.
-



The Odyssey places a wide variety of functions and operations at the driver's fingertips with its easy-to-use controls on the steering wheel. Here's a rundown of how they operate, moving from left to right.

Instrument Panel

The Odyssey's bright, crisp instrument panel includes an electronic analog tachometer and analog speedometer as the primary gauges, along with an engine-coolant temperature gauge and a fuel gauge for the large 21-gallon tank. The readouts are designed and positioned to provide important information to the driver at a glance.

Multi-Information Display (MID)

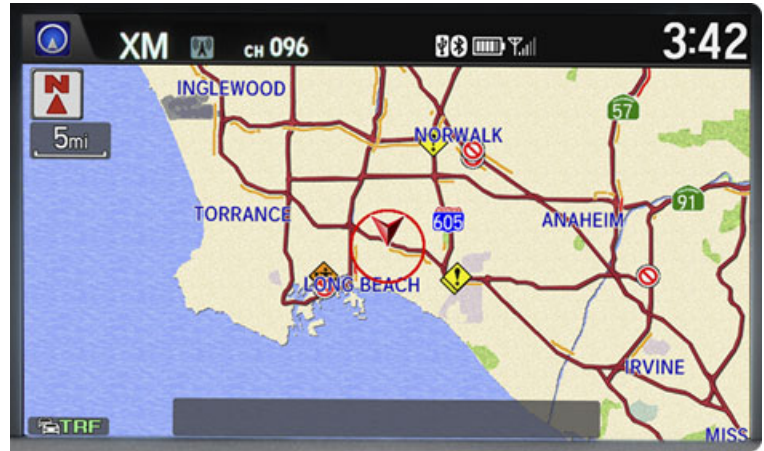
FEATURE: Positioned across the upper portion of the instrument panel, the Odyssey's Multi-Information Display (MID) incorporates many functions, including an Average Fuel Economy Indicator, Digital Odometer and Trip Meters, an Instant Fuel Economy Indicator and Miles-to-Empty Indicator.

BENEFIT: The MID informs the driver of numerous important systems, and allows customization of features on Touring and Touring Elite models for greater comfort and convenience.

i-MID with High-Resolution 8-inch Screen

All Odyssey models feature an 8-inch LCD display screen.

- This screen provides the driver with a variety of information.
- It can keep the driver informed about such items as the audio system and *Bluetooth*®² HandsFreeLink®
- And when not otherwise in use, it can display owner-installed wallpaper images.
- In Reverse, it displays the image from the rearview camera with guidelines.

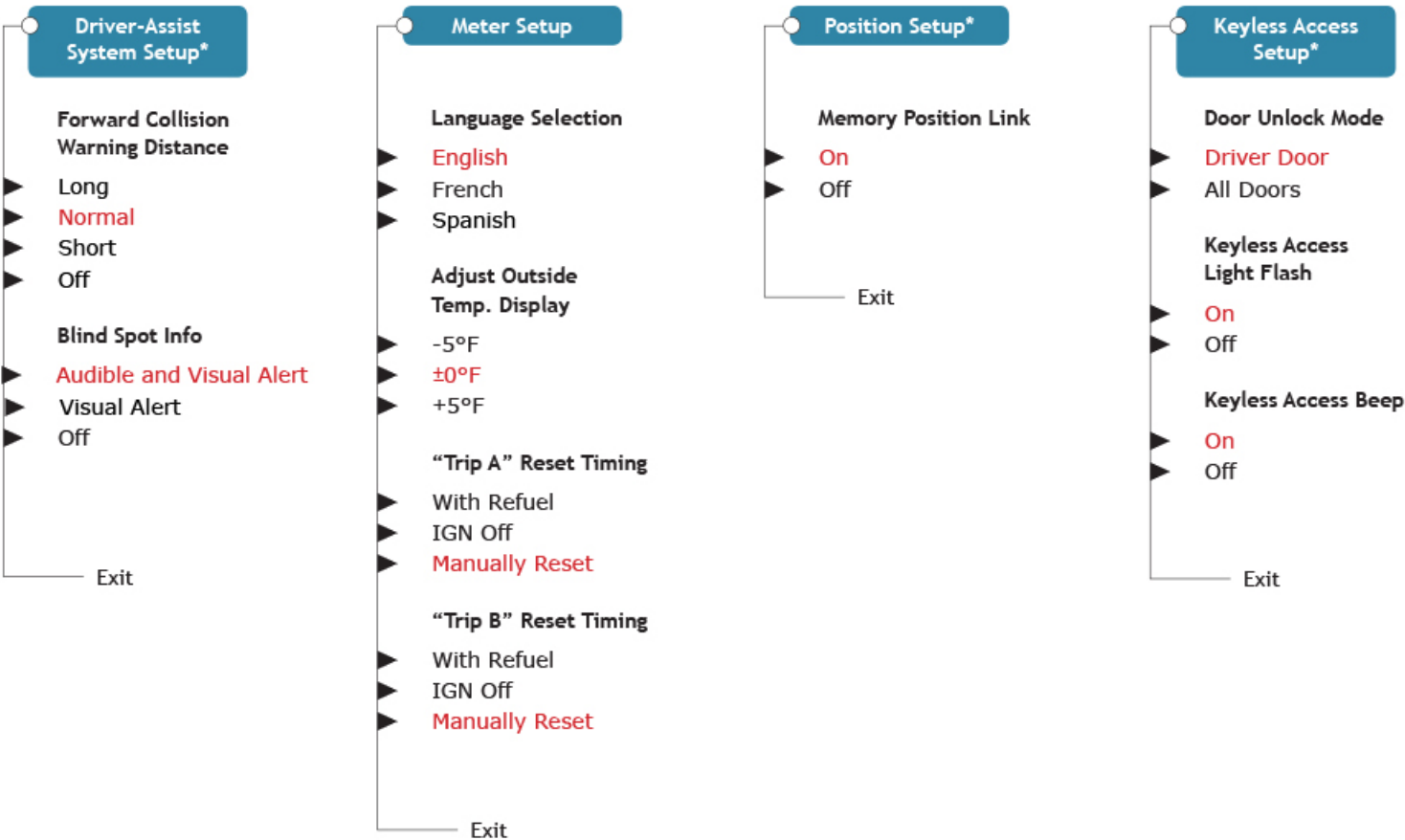


Customizable Settings

2017 ODYSSEY CUSTOMIZABLE SETTINGS

CHART MID

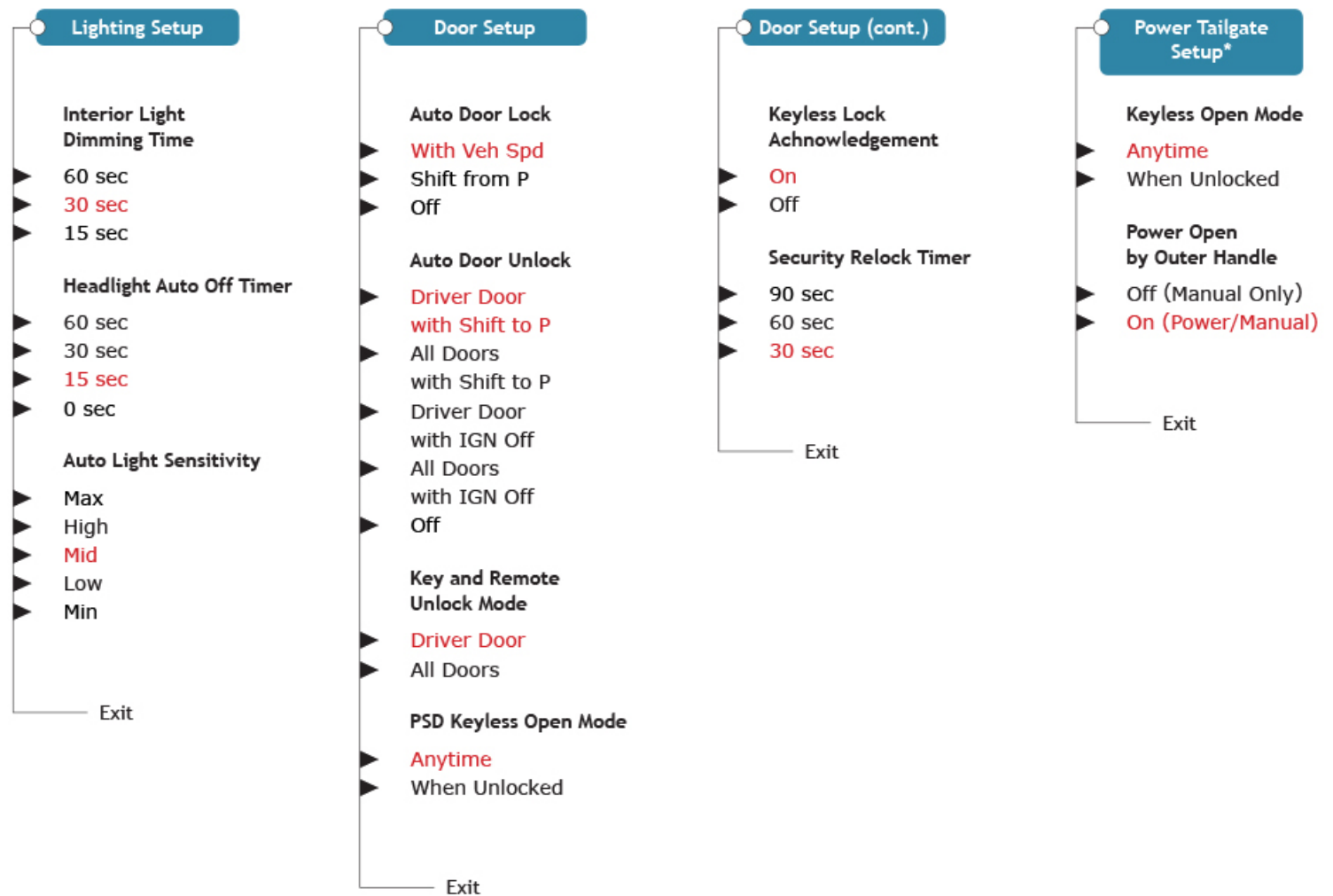
Red Type = Default setting



*Not available on all models

2017 ODYSSEY CUSTOMIZABLE SETTINGS CHART MID (cont.)

Red Type = Default setting



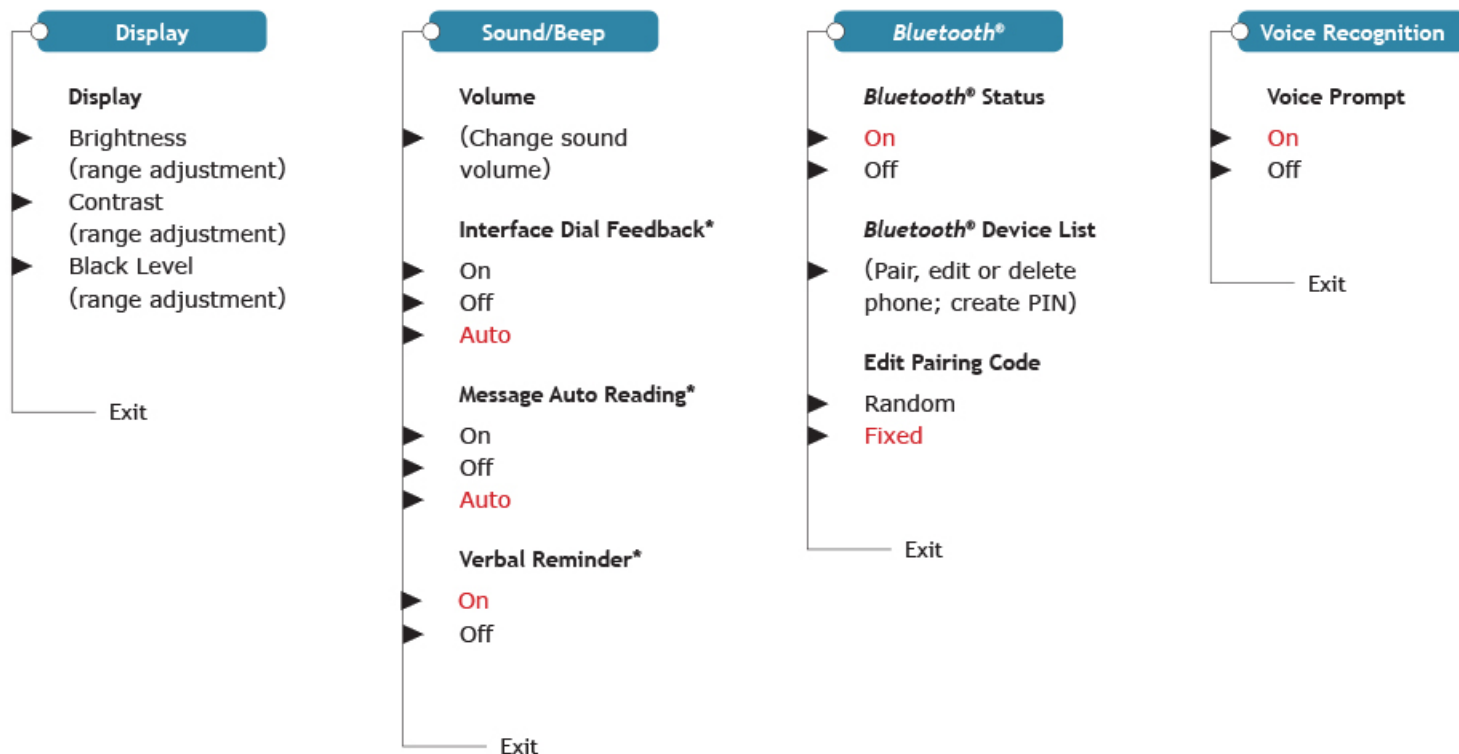
*Not available on all models

2017 ODYSSEY CUSTOMIZABLE SETTINGS CHART

i-MID

System Settings

Red Type = Default setting

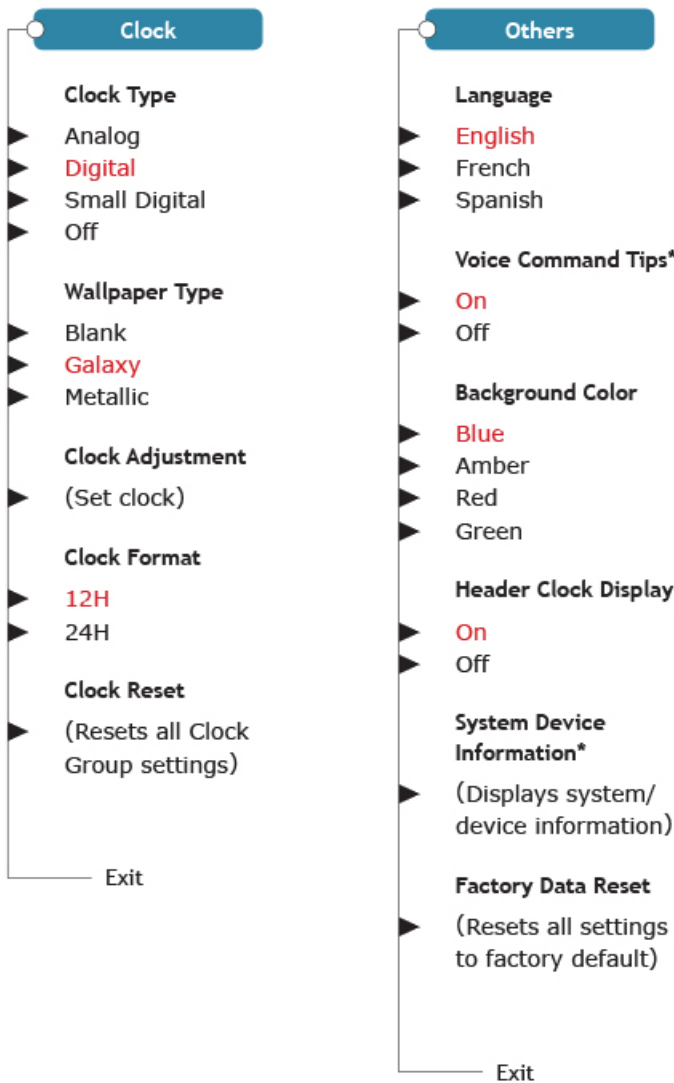


*Not available on all models

2017 ODYSSEY CUSTOMIZABLE SETTINGS CHART

i-MID
System Settings (cont.)

Red Type = Default setting



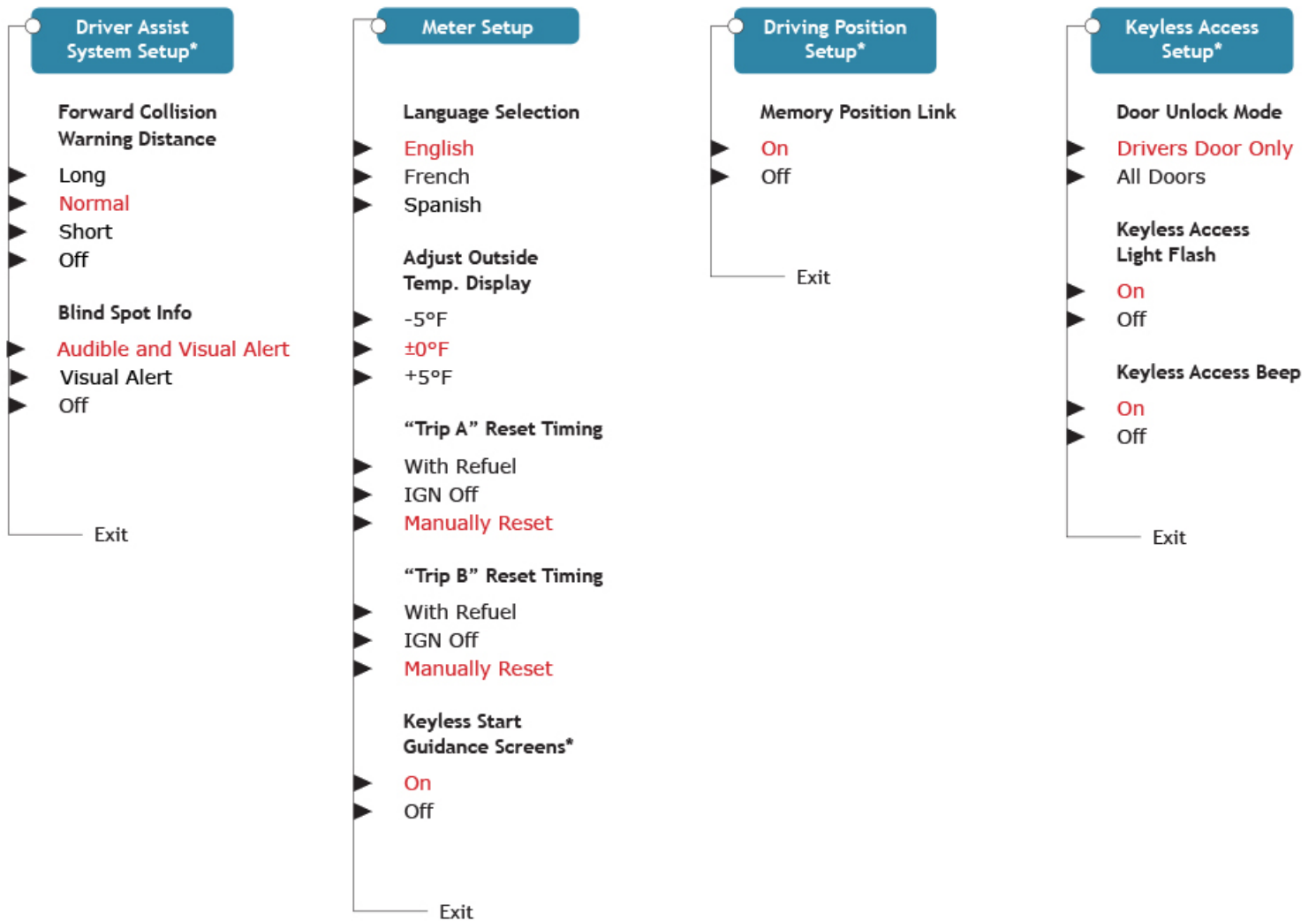
*Not available on all models

2017 ODYSSEY CUSTOMIZABLE SETTINGS CHART

i-MID

Vehicle Settings

Red Type = Default setting



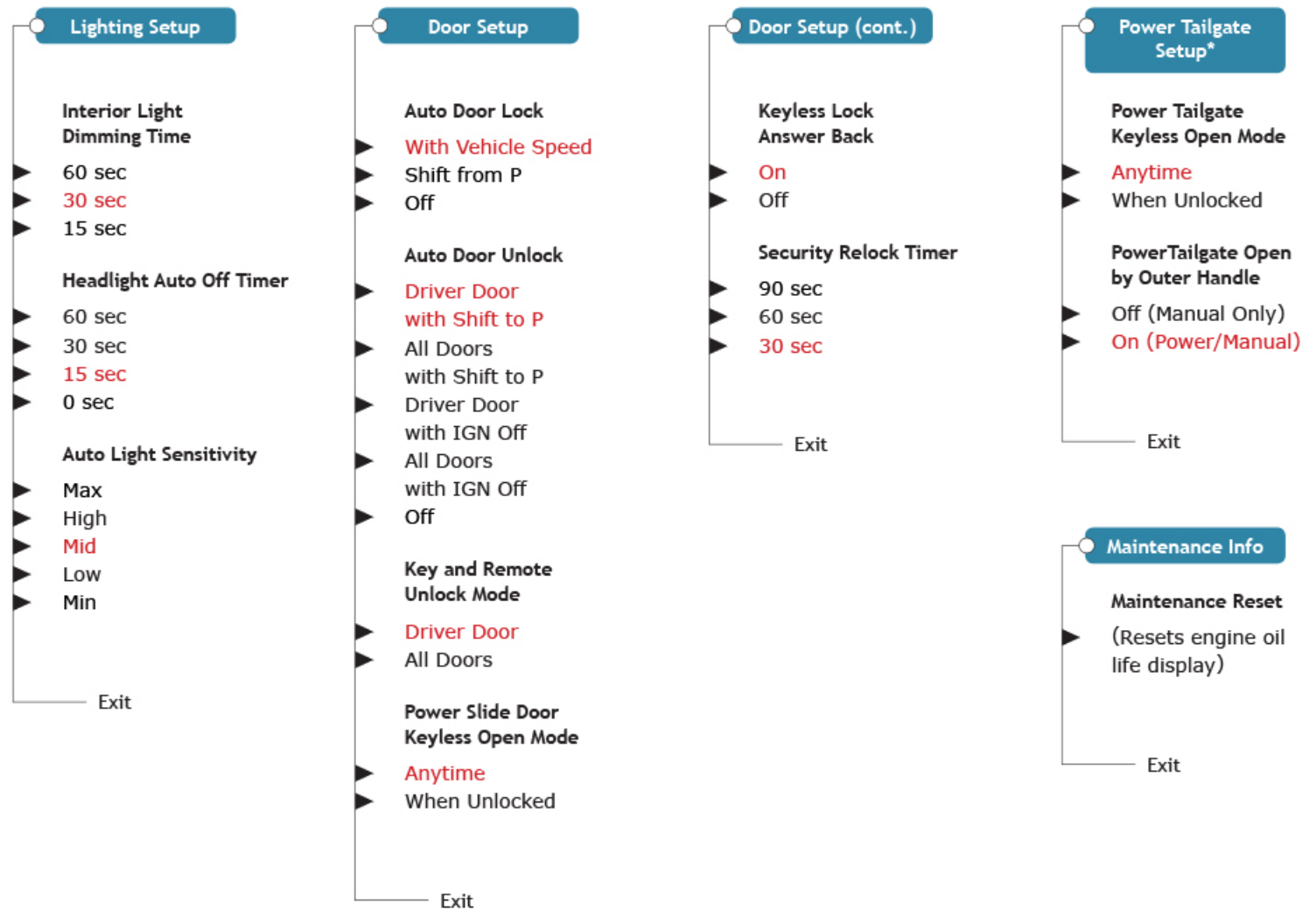
*Not available on all models

2017 ODYSSEY CUSTOMIZABLE SETTINGS CHART

i-MID

Vehicle Settings (cont.)

Red Type = Default setting

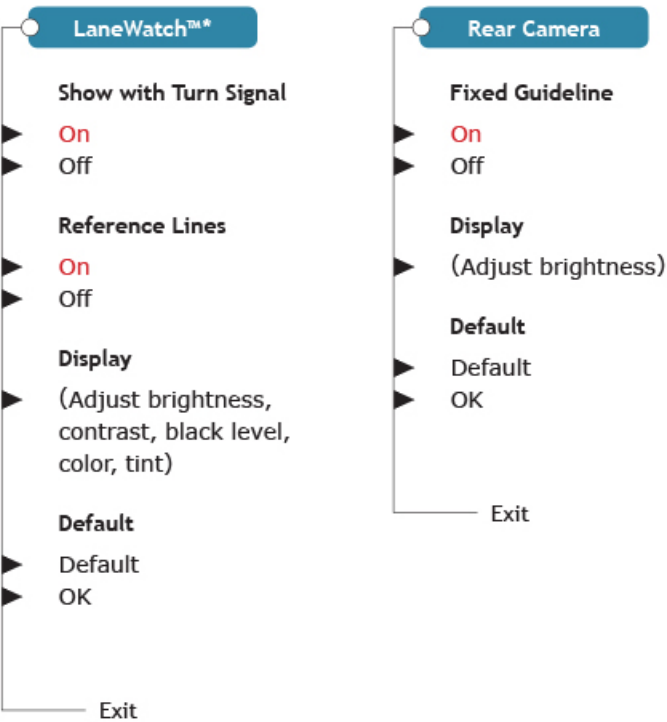


*Not available on all models

2017 ODYSSEY CUSTOMIZABLE SETTINGS CHART

i-MID
Camera Settings

Red Type = Default setting



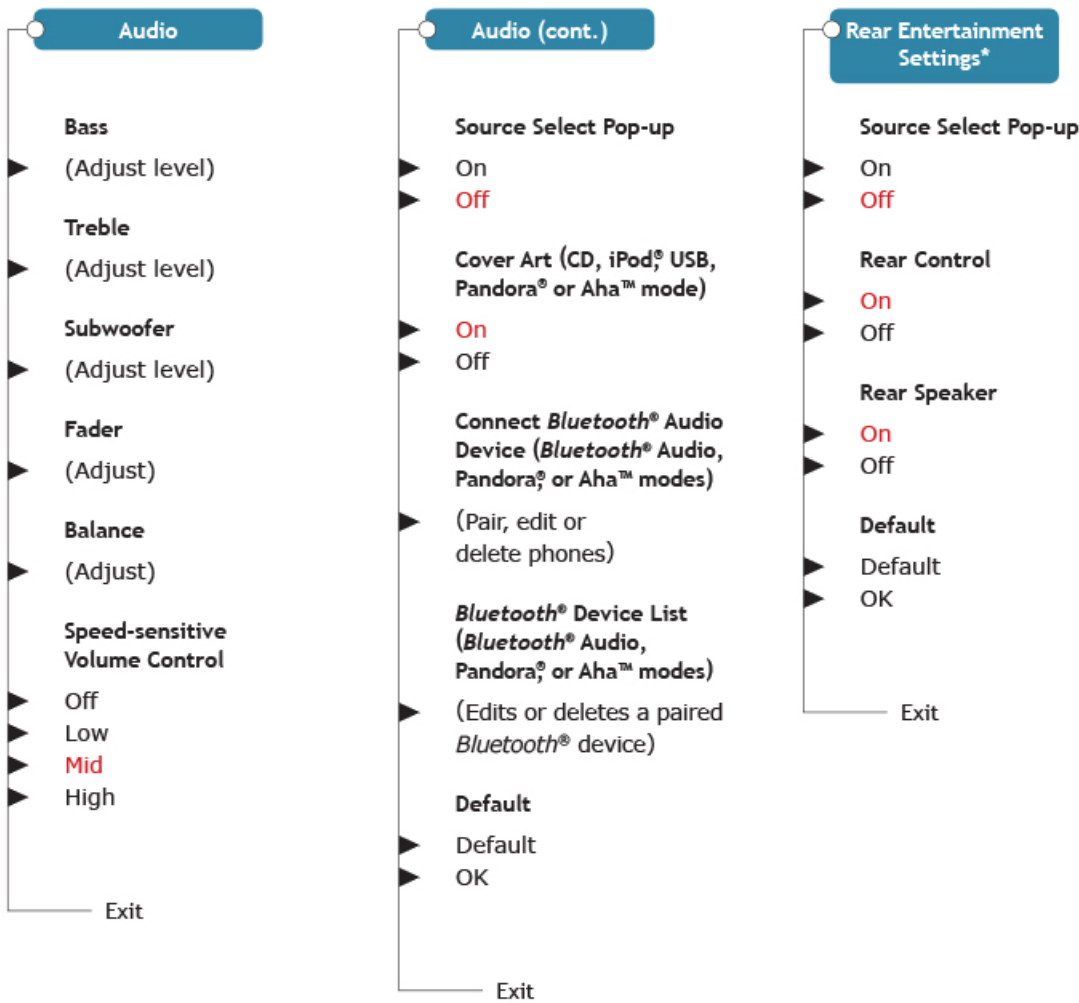
*Not available on all models

2017 ODYSSEY CUSTOMIZABLE SETTINGS CHART

i-MID

Audio/Rear Entertainment Settings

Red Type = Default setting

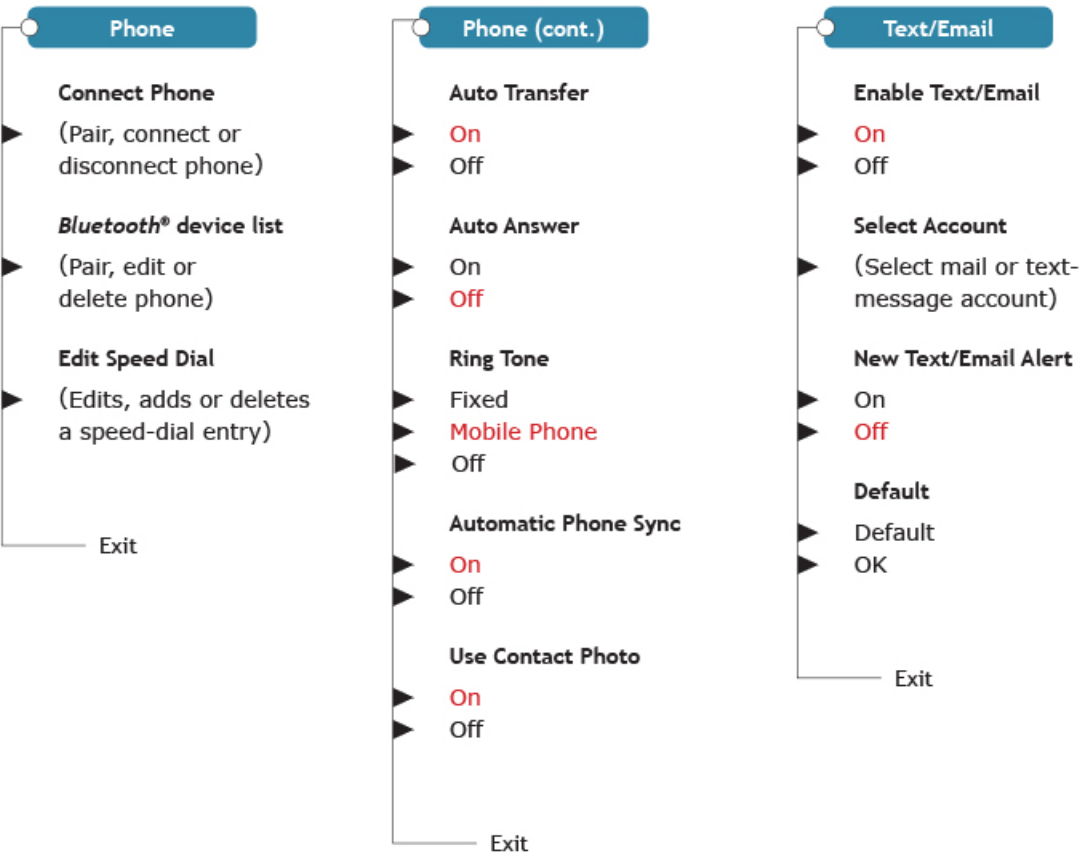


*Not available on all models

2017 ODYSSEY CUSTOMIZABLE SETTINGS CHART

i-MID
Phone Settings

Red Type = Default setting

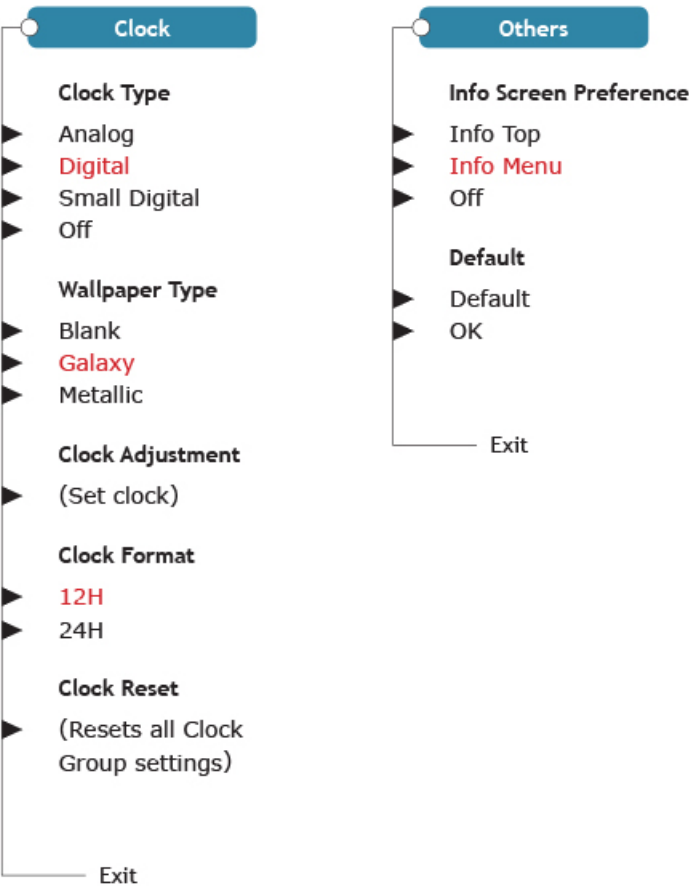


*Not available on all models

2017 ODYSSEY CUSTOMIZABLE SETTINGS CHART

i-MID
Info Settings

Red Type = Default setting



*Not available on all models

Tri-Zone Automatic Climate Control System with Humidity Control and Air Filtration (EX and above)

FEATURE: Air conditioning is standard on all Odyssey models: a front-and-rear manual system for the Odyssey LX, and tri-zone automatic climate control for Odyssey EX and above.

- In addition, on EX and above, the system features an air-filtration system.

- It’s capable of filtering nearly 100 percent of particulates over 8 microns in size (the size of most pollen), as well as about 40 percent of particulates down to 0.3 microns (about the size of diesel emissions).
- The tri-zone automatic climate control system lets the driver, front passenger and rear passengers adjust temperature and air distribution to automatically meet their needs.
- Both front and rear systems are controllable by the driver.
- With the press of a button, the rear system can be independently adjusted using the control panel in the second row.
- On models equipped with navigation, the system uses data from the onboard global positioning system receiver to automatically adjust fan speed to compensate for heating from direct sunlight.
- Tri-zone automatic climate control also features humidity control designed to automatically prevent the windows from fogging.

BENEFIT: Air filtration not only helps to filter out allergens for sensitive passengers, it also keeps the cabin cleaner for lower maintenance costs.

Odyssey Audio and Connectivity Systems

Odyssey audio systems provide a wide variety of features and choices for each trim level.

- The LX features a 240-watt AM/FM/CD audio system with 7 speakers, including subwoofer and a USB Audio Interface⁶ for connecting an iPod^{®7} or other compatible storage device.
- For optimal audio enjoyment, the EX and SE models add a 270-watt system while SE and EX-L models add SiriusXM^{®8} radio
- The EX-L with Navigation and Touring models feature a 246-watt audio system.
- And the Touring Elite model offers concert-hall quality audio through a 12-speaker, 650-watt premium 5.1 surround-sound system that provides an extraordinary audio experience.
- Every system can play CD-Rs with MP3 or Windows Media^{®9} Audio (WMA) files and will display the track information on the screen.
- The Radio Data System, or RDS, shows song titles, artists’ names and other information that FM radio stations may choose to broadcast.
- RDS will also search for music by specific genres, such as rock, country and other categories.
- The Speed-Sensitive Volume Control (SVC) feature automatically raises or lowers the volume to compensate for exterior road noise as vehicle speed changes.

LX	EX	SE	EX-L	EX-L w/ RES	EX-L w/ Navi & Touring	Touring Elite
----	----	----	------	-------------	------------------------	---------------

Watts	240	270	270	270	270	246	650
Speakers	7	7	7	7	7	7	12
AM/FM	•	•	•	•	•	•	•
RDS	•	•	•	•	•	•	•
SiriusXM⁸			•	•	•	•	•
CD	•	•	•	•	•	•	•
MP3/Aux Input Jack	•	•	•	•	•	•	•
USB Audio Interface⁶	•	•	•	•	•	•	•
Song By Voice						•	•
HD Radio™/Song Tagging							•

7-inch Audio Touch-Screen with Simplified Controls (EX and above)

FEATURE: Select models feature a 7-inch audio touch-screen.

- It reduces and simplifies the required number of controls on the instrument panel.
- The touch-screen improves usability because only the necessary buttons are shown.
- And it controls virtually every audio function available.



BENEFIT: The simplified controls make the Odyssey's electronic functions easier and simpler to use, which in turn creates a more enjoyable driving experience.

HondaLink® Featuring Aha™ Compatibility (EX and above)

HondaLink featuring Aha™ compatibility⁵ appears on Odyssey EX and above models.

- It's a connected technology that allows customers to easily and seamlessly connect with their preferred personal music, information, social media and other services inside the vehicle through their compatible smartphones.
- The customer benefit is the ability to stay informed and connected on the go—in an intuitive and convenient manner.
- HondaLink is able to connect the customer and their Odyssey with music and media resources.



FEATURE: Aha organizes the Odyssey owner's favorite content from the Web into personalized on-demand radio stations in the vehicle.

- This remarkable capability allows users to access their favorite podcasts, Internet radio, on-demand music, restaurant recommendations, and even audio updates from Facebook and Twitter in the Odyssey.
- The end result is that through HondaLink, the Odyssey offers comprehensive interconnectivity for the owner: media, music and information.
- And best of all, because HondaLink utilizes a cloud-based platform, as features, functions and stations build and grow, the Odyssey owner will be able to access and utilize them quickly and easily.



BENEFIT: Aha lets the Odyssey owner seamlessly transition from listening on their smartphone to driving.

Pandora® Compatibility

Pandora®¹⁰ is a music service that allows users to open an account online and create up to 100 personalized Internet “radio stations” that are based on favorite songs or artists.

- By downloading the Pandora app to a smartphone, starting it and linking through the Odyssey’s *Bluetooth*®² feature, users can listen to Pandora’s customizable music stations.
- On the Odyssey, this feature works with select iPhone®¹¹, Android®¹² and BlackBerry®¹³ smartphones



HD Radio™ (Touring Elite)



FEATURE: On Touring Elite models, HD Radio¹ enables the Odyssey to receive digital broadcasts from stations on the AM and FM bands, with significantly enhanced audio quality.

- When tuned to an HD station, the audio display will show an “HD” indicator.
- HD stations have the ability to broadcast multiple signals, called subchannels.
- To display a list of subchannels when tuned to an HD station, press the MENU button, select HD Subchannel, then select the desired entry on the list displayed.
- Another feature of HD Radio is song tagging.
 - To tag a song for later purchase on an iPod®⁷ or iPhone®¹¹, just touch the TAG button on the audio touch-screen while the song’s playing.

- If an iPod or iPhone is connected to the system, the tag will be automatically downloaded to the device.
- Otherwise, the tag will be saved until the next time a device is connected.
- Note that when you exceed the range of an HD station's signal while listening to a subchannel, the audio will stop with no indication on the display; a different station or source must then be selected.

BENEFIT: HD Radio provides a broader range of programming and exceptional clarity for an even more enjoyable audio experience.

Rear Entertainment System (RES)

FEATURE: Buyers today have a heightened appreciation and desire for entertainment features in their vehicles.

- To meet this demand, a state-of-the-art, factory-integrated Honda DVD Rear Entertainment System is available on the EX-L and standard on the SE, Touring and Touring Elite models
 - The DVD player now conveniently resides near the bottom of the center stack, and buttons have been added to easily choose between front or rear audio.
-



- A high-resolution 9-inch screen comes on SE, EX-L with RES and Touring models.
- A state-of-the-art 16.2-inch Ultrawide RES¹⁴ is standard exclusively on the Touring Elite.
- At 16.2 inches, the Rear Entertainment System screen in the Touring Elite is the largest ever offered in a Honda.

- It's also the most versatile, because it can simultaneously screen two different sources of programming side-by-side, such as a video game and a movie, for different passengers.
- The two programs being played can easily be switched from side to side, so the viewers don't have to change seats.
- The wireless headphones supplied with this system can be tuned to either input source as desired.
- Note that dual-screen operation requires a customer-provided compatible source device.
- The Touring Elite system features High-Definition Multimedia Interface (HDMI)¹⁴ technology for attaching high-definition players, cameras or other hardware.
- All RES systems come equipped with RCA audio and video input jacks that enable a personally supplied compatible source device to be plugged in for viewing on the screen.
- The 115-volt power outlet eliminates the need for a personally supplied inverter.
- The systems can be operated by a remote control that has an overhead storage attachment to reduce the chance of its being misplaced.

BENEFIT 1: The obvious benefit of RES is the quiet enjoyed by the driver and front passenger when younger occupants are using the Personal Surround Sound headphones while viewing a DVD or playing video games.

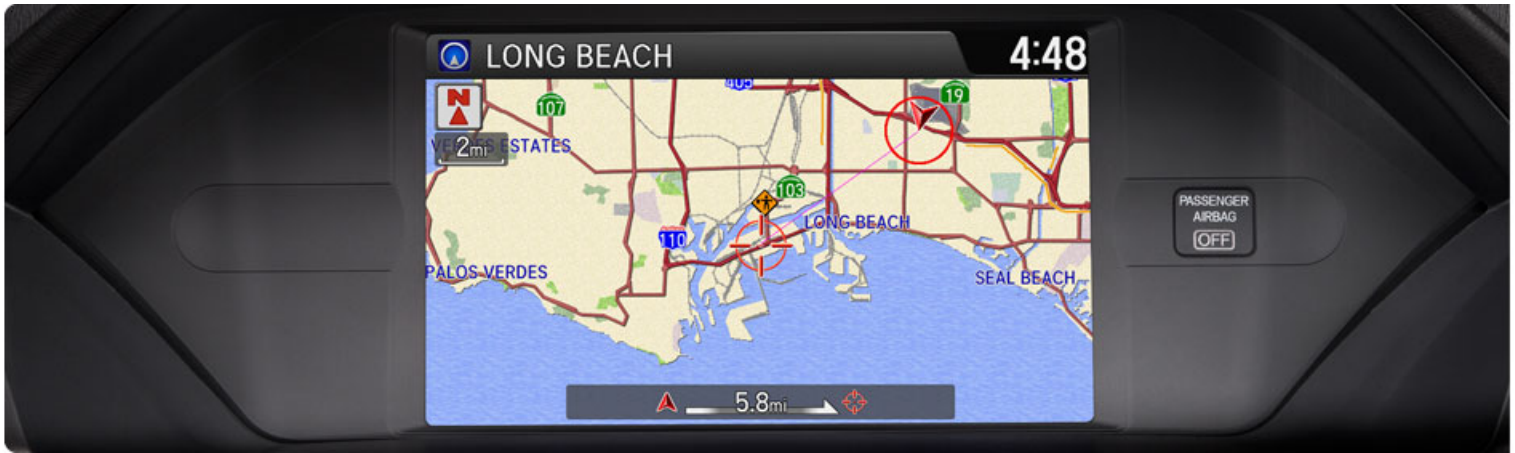
BENEFIT 2: Front-seat occupants can enjoy a different audio program through the front speakers. Also, for greater versatility, the DVD player can be used as a CD player.

Honda Satellite-Linked Navigation System™ with Voice Recognition and FM Traffic

The available Honda Satellite-Linked Navigation System™³ with Voice Recognition and FM Traffic uses GPS technology and a fast hard-disk-drive based (HDD) operating system to provide drivers with turn-by-turn voice guidance to their chosen destination.

- Odyssey's navigation includes an interface dial for user commands and a microphone for receiving voice commands.
- Voice-recognition technology allows the driver to speak city and street names aloud, and the system responds by displaying matches available in the database.
- A massive point-of-interest (POI) database includes telephone numbers, which can be dialed using the *Bluetooth*®² HandsFreeLink® system when the driver's cellular telephone is connected to the system.





- The navigation system can also provide continuously updated FM Traffic incident data for many large cities that lets drivers choose faster, less-congested routes to get to their destinations sooner.
- Likewise, a digital version of the Zagat Survey^{®15} restaurant guide provides new food categories and even reviews on selected restaurants.
- A 4-mode interface dial makes utilizing the entire system both intuitive and easy.

Honda LaneWatch[™] (EX, SE, EX-L and Touring)

FEATURE: The award-winning Honda LaneWatch^{™4} blind spot display, standard on EX, SE, EX-L and Touring, uses a camera located below the passenger-side mirror to display an expanded rear view of the passenger's side roadway through the intelligent Multi-Information Display (i-MID).

- The image appears when the right-turn signal is activated or a button on the end of the stalk is pushed.
- The normal field of view for a passenger-side mirror is approximately 18 to 22 degrees.

However, the Honda LaneWatch⁴ blind spot display field of view is about four times greater, or approximately 80 degrees.

- This is enough to allow drivers to see more than two complete lanes to the right rear—up to 164 feet (50 meters).

- The system enables the driver to see traffic, as well as objects or pedestrians, in the vehicle's blind spot.
- On navigation-equipped models, Honda LaneWatch can also be customized to suit the driver's preferences.
- It can be activated by a button or turn signal, and the image can also be displayed within a split-screen alongside navigation information.

BENEFIT: Honda LaneWatch adds confidence and convenience when driving on roads with multiple lanes of traffic.



SALES TIP: Invite your customer to sit in the driver's seat of an Odyssey equipped with Honda LaneWatch in the showroom or on the lot. Let them practice using the system in this static setting and then invite them to experience it on a multi-lane road during a test drive.

Blind Spot Information (BSI) System* (Touring Elite)

FEATURE: The premium Odyssey Touring Elite model includes an innovative and useful blind spot information (BSI) system.

- A pair of sensors, one on each rear corner of the vehicle, can detect a vehicle that may be positioned in the driver's blind spot.*
- An indicator located at the base of the A-pillars alerts the driver.
- If BSI detects an object in the Odyssey's blind spot when the turn signal is on in that direction, an indicator flashes to catch the driver's attention.
- Engineered for relatively close range, the system covers an area on each side of the vehicle from each exterior mirror extending about 13 feet rearward and 10.5 feet out from the side of the vehicle.
- To prevent false alarms while maneuvering at low speed, the system is disabled below approximately 6 mph.



BENEFIT: BSI helps give the driver additional information about conditions around the vehicle to enhance driving confidence. BSI is on by default and does not need to be activated like Honda LaneWatch. Unlike Honda LaneWatch, BSI warns the driver of vehicles approaching from both driver's and passenger's sides of the vehicle.

* The system is not a substitute for your own visual assessment before changing lanes; system accuracy will vary based on weather, size of object and speed.

One-Touch Turn Signals

FEATURE: When the driver touches the directional signal stalk lightly, the vehicle's signal indicators automatically flash three times.

BENEFIT: Signaling a lane change is easier with this handy feature.



Seating Options

The number of seating configurations afforded by the Odyssey is remarkable. It can accommodate anywhere from two to eight passengers—and an enviable amount of cargo¹⁶, simply by adding, folding or removing the modular seating elements.

- With the second-row multi-function center seat in place (EX and above), the second-row outboard seats in the wide-mode configuration and the third-row Magic Seat® in position, six adult passengers can ride in comfort in the rear cabin—almost as if in a corporate jet.
- Several combinations of cargo and passengers can be accommodated by removing some or all of the second-row seats or folding the 60/40 split third-row Magic Seat®.
- Removing the second-row seats and folding the third-row Magic Seat maximizes cargo volume.
- The anchors for the second-row seats double as tie-down points when the Odyssey is being used to carry cargo with the second-row seats removed.
- Odyssey EX and above models feature a power lumbar support for the driver's seat, and EX-L and above models provide quicker heat-up capability for the heated front seats.
- A second-row walk-in feature eases ingress and egress for the third row. The slide range is extensive, and the walk-in levers are large, low and easy to find and use.
- The second-row wide-mode configuration moves the seats outboard 1.5 inches to provide more distance between the seats when passengers desire additional space, or when up to three child seats are in place.
- With three LATCH positions in the second row (five total) in EX and above models, parents can put a LATCH-compatible child seat in the middle seat and slide that seat forward, close to the front-seat occupants.

BENEFIT: The Odyssey's innovative seats deliver extraordinary versatility for carrying people and cargo, while maintaining exceptional passenger comfort in every position.

HondaVAC® (SE and Touring Elite)

FEATURE: Honda has outfitted the Odyssey SE and Touring Elite models with the ultimate in utilitarian convenience by equipping them with the world's first built-in vacuum cleaner—HondaVAC.

- The high-powered new HondaVAC's hose and attachments (a gulper and crevice tool) stow away perfectly in the cargo area side panel.
- The hose reaches all the way to the front-passenger area through the vehicle interior, making it possible to clean virtually the entire Odyssey interior.
- Now cleaning the Odyssey is so easy it's fun.
- The HondaVAC comes with a replaceable filter and a replaceable bag, but it also works without the bag.
- And emptying the canister is simple: Located behind the lower lid, the canister easily slides out to make replacing the bag a snap.
- And the 12-volt, 432-watt HondaVAC system offers mighty powerful suction—so there's no excuse for not keeping that beautiful Odyssey nice and clean.

BENEFIT: No more lugging a heavy vacuum around or going to a gas station or car wash to clean the vehicle. Now you can clean the interior any time or any place.

Cargo Capacity

Another forte for the Odyssey is overall cargo capacity.

- Behind the third row, the rear storage well provides ample room for four golf bags, suitcases or hockey bags—or even bulky items such as a child's stroller.
- Folding the 3rd-row Magic Seat yields additional room for bulkier items such as a pair of 19-inch frame mountain bikes, or a treadmill in a box.
- Additionally, removing the 2nd-row seats provides a long, flat storage area that's suitable for surfboards

or lumber—up to and including a stack of 8-foot-long 2x4s and 4x8 building stock.¹⁶

- The Odyssey offers a generous 38.4 cu ft of storage behind the 3rd-row seat, 93.1 cu ft behind the second row, and a huge 148.5 cu ft of storage volume behind the front seats.
-

More Storage

- Up front you'll find a spacious lockable glove compartment, and handy coin and sunglasses holders are found within easy reach of the driver.
 - Mid- and lower-level pockets in the front doors further improve versatility.
 - Additional storage areas include magazine slots in the rear doors and flexible seatback pockets.
 - Odyssey offers numerous storage bins for every passenger, starting with generously sized door bins and a thoughtful storage well for purses of different sizes.
 - Meanwhile, the lid of the two-tiered center console on EX and above models is sized to accept 32-ounce beverage holders from take-out restaurants.
 - A convenient flip-up trash-bag ring extends from behind the center console and can secure a small disposable bag, helping to keep the inside of the vehicle neat.
-

Cool Box (EX-L and above)

A novel and handy cool box occupies the lower center stack on EX-L and above models. The cool box operates in conjunction with the HVAC system (not with ice). When switched on, it helps keep beverages cool while the Odyssey is in use.



Beverage Holders

The Odyssey offers beverage holders for every passenger.

- The LX provides a total of 10 beverage holders.
- EX and EX-L feature 15 beverage holders.
- SE, EX-L with RES, Touring and Touring Elite offer 14 beverage holders (they give up one beverage holder due to the DVD tray placement).
- The beverage holders are sized and shaped to accept a variety of containers, from water bottles to coffee mugs, and from small to large soft-drink cups.



-
1. HD Radio is a proprietary trademark of iBiquity Digital Corporation.
 2. The *Bluetooth*® word mark and logos are owned by the Bluetooth SIG, Inc., and any use of such marks by Honda Motor Co., Ltd., is under license.
 3. The Honda Satellite-Linked Navigation System™ is available on EX-L models and standard on Touring models in the United States, Canada and Puerto Rico. (FM Traffic service only available in the United States, except Alaska). Please see the navigation system manual for details.
 4. Display accuracy will vary based on weather, size of object and speed, and the display may not show all relevant traffic. The display is not a substitute for your own direct visual assessment of traffic conditions before changing lanes.
 5. Compatible smartphone required. All Aha platform feeds are audible, not visual in nature. Vehicle does not provide any feeds. Some state laws prohibit the operation of handheld electronic devices while operating a vehicle. Launch smartphone applications only when the vehicle is safely parked. Aha, the Aha logo, and the Aha trade dress are trademarks or registered trademarks of Harman International Industries, Inc. Your wireless carrier's rates may apply.
 6. The USB Audio Interface is used for direct connection to and control of some current digital audio players and other USB devices that contain MP3, WMA or AAC music files. Some USB devices with security software and digital rights-protected files may not work. Please see the owner's manual for details.
 7. iPod® is a registered trademark of Apple Inc.
 8. SiriusXM services require a subscription after any trial period. If you decide to continue your SiriusXM service at the end of your trial subscription, the plan you choose will automatically renew and bill at then-current rates until you call SiriusXM at 1-866-635-2349 to cancel. See our Customer Agreement for complete terms at www.siriusxm.com. Fees and programming subject to change. XM satellite service is available only to those at least 18 years and older in the 48 contiguous United States and D.C. ©2016 SiriusXM Radio Inc. Sirius, XM and all related marks and logos are trademarks of SiriusXM Radio Inc.
 9. Windows Media® is a trademark or registered trademark of Microsoft Corporation in the United States and/or other countries.
 10. Pandora, the Pandora logo, and the Pandora trade dress are trademarks or registered trademarks of Pandora Media, Inc. Used with permission. Compatible with select smartphones. See: www.pandora.com/everywhere/mobile. Not all devices compatible with USB connection. Your wireless carrier's rate plans apply.
 11. iPhone is a registered trademark of Apple Inc.
 12. Android is a registered trademark of Google Inc.
 13. BlackBerry® is the property of Research In Motion Limited and is registered and/or used in the U.S. and countries around the world. Used under license from Research In Motion Limited.
 14. A separate source device is required to use split-screen function. HDMI, the HDMI Logo, and High-Definition Multimedia Interface are trademarks or registered trademarks of HDMI Licensing LLC in the United States and other countries.
 15. Zagat Survey is a registered trademark of Zagat Survey, LLC
 16. Carrying too much cargo or improperly storing it can affect the handling, stability and operation of this vehicle. Follow applicable load limits and loading guidelines.

EPA MILEAGE RATINGS

2017 Odyssey

EPA MILEAGE RATINGS¹/FUEL

Odyssey (all trims)

6-Speed Automatic (City/Highway/Combined)	19/27/22
Fuel (gal)	21.0
Required Fuel	Regular Unleaded

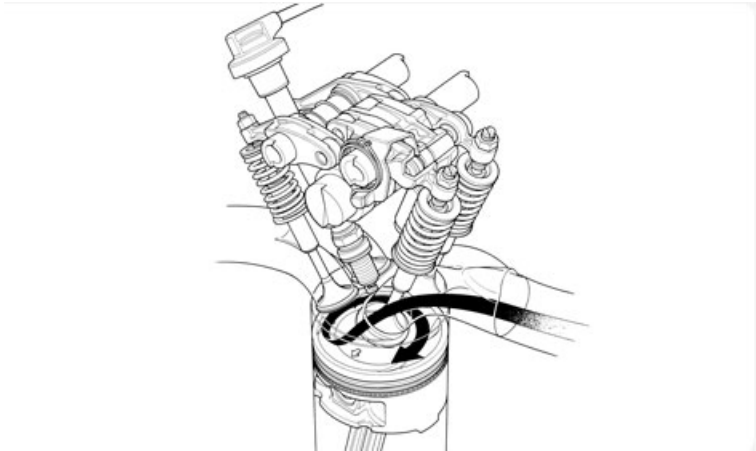
1. Based on 2017 EPA mileage ratings. Use for comparison purposes only. Your mileage will vary depending on how you drive and maintain your vehicle, driving conditions and other factors.

ENGINEERING

SOHC i-VTEC® (V-6)

The single-overhead-camshaft i-VTEC system is designed to deliver high performance and fuel efficiency.

- At low- to mid-range engine speeds, the variable valve-timing system opens first one valve, then the other during each cylinder’s intake stroke (the exhaust system valves always open together and are not part of the i-VTEC system).
- This staggered opening sequence imparts a swirl effect to the air and fuel entering the cylinder, which mixes them more thoroughly and promotes more efficient combustion.
- As a result, the engine produces optimum power and fuel efficiency at lower engine speeds with minimal emissions.
- As engine speed increases from mid- to high rpm, i-VTEC switches to high-performance mode.
- In this mode, both the intake valves open simultaneously and remain open longer. This allows more air and fuel to enter the combustion chamber in the short amount of time available at high rpm.
- As a result, each cylinder fills more thoroughly and produces maximum torque for acceleration.



SOHC i-VTEC (V-6) VARIABLE CYLINDER MANAGEMENT™ SYSTEM (VCM®)

To help improve fuel efficiency, Honda’s i-VTEC® V-6 engines use the latest version of Honda’s innovative Variable Cylinder Management (VCM).

- When high power is required, for example during startup, acceleration or when climbing hills, the engine operates on all six cylinders.
 - During periods of moderate speed cruising and at low engine loads, the system operates just one bank of three cylinders, thereby maximizing fuel efficiency.
 - When only moderate acceleration is needed, or when cruising at higher speeds and climbing less-steep hills, the engine operates on four cylinders.
 - To smooth the transition between activating or deactivating cylinders, the system adjusts ignition timing and Drive-by-Wire throttle position, and turns the torque converter lockup on and off.
 - As a result, the transition between three-, four- and six-cylinder operation is usually unnoticeable to the driver.
-

Nimble, Confident Handling

Numerous features contribute to the Odyssey's excellent overall handling. They include:

- A long 118.1-inch wheelbase
- Wide front and rear track dimensions
- Advanced suspension design
- VSA with traction control
- Specially tuned independent MacPherson strut front and multi-link double wishbone rear suspension

They provide a surprisingly nimble and rewarding driving experience that advances drivers' perceptions of what a minivan can be—while also providing the dynamic safety for which all Honda vehicles are known.

Odyssey Suspension

FEATURE: The Odyssey's suspension system uses a combination of MacPherson front struts and a precise multi-link double wishbone rear suspension.


- Using struts in front makes more room available for crash reinforcement, and the multi-link double wishbone rear suspension helps maximize third-row seating and cargo volume, while also



providing outstanding ride quality.

- The Odyssey has stiff rear suspension mounting points that reduce ride harshness over rough roads, and a “blow-off” valve in the rear that helps reduce harshness when the vehicle encounters severe jolts such as potholes.

BENEFIT: The suspension and insulation also do an exceptional job of insulating Odyssey passengers from road noise—even over rough roads—for exceptional comfort.



6-Speed Automatic Transmission (6AT)

Every Odyssey model comes with an electronically controlled 6-speed automatic transmission. The 6-speed automatic is compact, has a wide ratio spread for powerful acceleration, and delivers a smooth shift quality and helps the Odyssey receive excellent EPA fuel-economy ratings.

2017 Honda Odyssey EPA Fuel-Economy Ratings

	2017 6AT
City	19
Highway	27
Combined	22

Based on 2017 EPA mileage ratings. Use for comparison purposes only. Your mileage will vary depending on how you drive and maintain your vehicle, driving conditions and other factors.



3,500-lb. Towing Capability

FEATURE: When equipped with a Honda dealer-installed accessory towing package, the Odyssey has a 3,500-lb. towing capability¹. The available towing package includes a Class II hitch, towing kit, ATF cooler and wiring harness.²

BENEFIT: For simplicity of installation, the towing package does not need any power-steering cooler.



1. Towing requires the addition of the Honda accessory trailer hitch and hitch ball. Please see the owner's manual for details.

2. Requires surge-type or electric trailer brakes and available Honda accessory towing package and hitch ball. Premium unleaded fuel recommended when towing. Please see the

owner's manual for details.

SAFETY

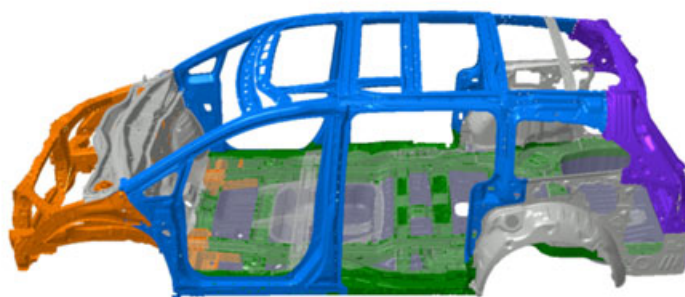
Safety

Honda is fully dedicated to identifying, engineering and implementing technologies that enhance the safety of its vehicle occupants, the occupants of other vehicles on the road, and even pedestrians.

- These advances take the form of active safety features that help drivers avoid a collision, as well as passive safety features that protect occupants when a collision occurs.
- The Odyssey features a broad array of active and passive safety features.
- Technologies include Forward Collision Warning (FCW)¹ and Lane Departure Warning (LDW)² on EX-L and above trims.

Advanced Compatibility Engineering™ (ACE™) Body Structure

The Honda-exclusive Advanced Compatibility Engineering (ACE) body structure on the Odyssey has been designed for enhanced energy absorption in small overlap frontal collisions. This helps improve passenger-cabin crashworthiness, even during rigorous crash tests.



- ACE enhances occupant protection and crash compatibility in frontal collisions.
- It utilizes a network of connected structural elements to distribute crash energy more evenly throughout the front of the vehicle.
- This enhanced frontal crash-energy management helps to reduce the forces transferred to the passenger compartment and can help to more evenly disperse the forces transferred to other vehicles in a crash.

Occupant Safety Ring

To improve the structural strength of the passenger cabin, the Odyssey has an “occupant safety ring” made of high-strength steel that surrounds the passenger cabin.

- Designed to remain intact during serious collisions, it works in conjunction with ACE at the front of the vehicle and deformable architecture at the sides and rear.
 - In back, a rigid tailgate opening also contributes to overall structural rigidity, interior quietness, ride quality and durability.
-

High-Tensile Steel

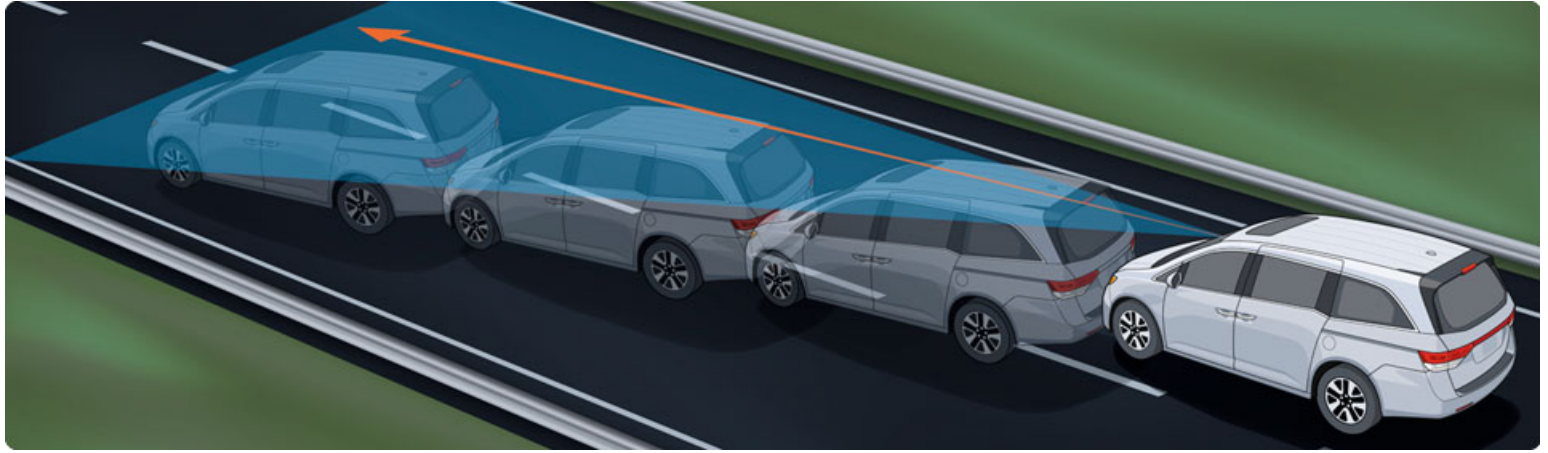
The current-generation Odyssey unit-body uses more high-tensile steel than ever before. This contributes to higher body rigidity and reduced weight, which directly benefits ride and handling, interior quietness, performance and efficiency, without compromising crash safety or long-term durability.

Forward Collision Warning (FCW) (EX-L and above)

FEATURE: Forward Collision Warning¹ (FCW) uses a camera mounted in the upper portion of the windshield to detect vehicles ahead and determine if a collision is likely.

- If the system determines that a detected vehicle presents a collision risk, visual (on the instrument panel) and audible warnings are provided to alert the driver.
- The Odyssey will not automatically brake, and the driver remains responsible for safely operating the vehicle and avoiding collisions.

BENEFIT: Forward Collision Warning (FCW) can reduce the stress of driving in traffic, while also providing an increased level of active safety for the driver.



Lane Departure Warning (LDW) (EX-L and above)

Lane Departure Warning² (LDW) uses the same upper-windshield camera as that used in the FCW system to visually detect lane lines in the road.

- If the driver begins to drift out of a detected lane without using the turn indicators, the system will alert the driver with an icon on the instrument panel and an audible warning, though the driver remains responsible for safely operating the vehicle and avoiding collisions.
- The system can be activated and deactivated by pressing a button on the lower-left portion of the instrument panel.
- LDW may not detect all lane markings or lane departures; accuracy will vary based on weather, speed and road condition.
- System operation may be affected by extreme interior heat.

SmartVent[®] Front Side Airbags

FEATURE: In the event of a moderate-to-severe side impact, the SmartVent[®] side airbag is designed to deploy and inflate quickly to maximize potential protection for properly seated occupants, helping to protect the driver's or front passenger's upper body from injury, or vent before fully inflating if an occupant is in the side airbag deployment path, thereby decreasing the likelihood for an airbag-related injury.



BENEFIT: Advanced side-airbag technology improves occupant protection by reducing the risk of excessive airbag-deployment force. This technology also allows improved heating of the passenger seatback on EX-L and Touring models. *Airbags inflated for display purposes.

- - - - -

1. FCW cannot detect all objects ahead and may not detect a given object; accuracy will vary based on weather, speed and other factors. System operation affected by extreme interior heat. FCW does not include a braking function. Driver remains responsible for safely operating vehicle and avoiding collisions.
2. LDW only alerts drivers when lane drift is detected without a turn signal in use. LDW may not detect all lane markings or lane departures; accuracy will vary based on weather, speed and road condition. System operation affected by extreme interior heat. Driver remains responsible for safely operating vehicle and avoiding collisions.

SPECIFICATIONS & FEATURES

2017 ODYSSEY SPECIFICATIONS & FEATURES

ENGINEERING	LX	EX	SE	EX-L	Touring	Touring Elite
Engine Type	V6	V6	V6	V6	V6	V6
Engine Block/Cylinder Head	Aluminum-Alloy	Aluminum-Alloy	Aluminum-Alloy	Aluminum-Alloy	Aluminum-Alloy	Aluminum-Alloy
Displacement	3471 cc	3471 cc	3471 cc	3471 cc	3471 cc	3471 cc
Horsepower (SAE net)	248 @ 5700 rpm	248 @ 5700 rpm	248 @ 5700 rpm	248 @ 5700 rpm	248 @ 5700 rpm	248 @ 5700 rpm
Torque (SAE net)	250 lb-ft @ 4800 rpm	250 lb-ft @ 4800 rpm	250 lb-ft @ 4800 rpm	250 lb-ft @ 4800 rpm	250 lb-ft @ 4800 rpm	250 lb-ft @ 4800 rpm
Redline	6300 rpm	6300 rpm	6300 rpm	6300 rpm	6300 rpm	6300 rpm
Bore and Stroke	89 mm x 93 mm	89 mm x 93 mm	89 mm x 93 mm	89 mm x 93 mm	89 mm x 93 mm	89 mm x 93 mm
Compression Ratio	10.5:1	10.5:1	10.5:1	10.5:1	10.5:1	10.5:1
Valve Train	24-Valve SOHC i-VTEC®	24-Valve SOHC i-VTEC®	24-Valve SOHC i-VTEC®	24-Valve SOHC i-VTEC®	24-Valve SOHC i-VTEC®	24-Valve SOHC i-VTEC®
Multi-Point Fuel Injection	•	•	•	•	•	•
Drive-by-Wire Throttle System	•	•	•	•	•	•
Variable Cylinder Management™ (VCM®)	•	•	•	•	•	•
Active Control Engine Mount System (ACM)	•	•	•	•	•	•
Active Noise Cancellation™ (ANC)	•	•	•	•	•	•
Direct Ignition System with Immobilizer	•	•	•	•	•	•

100K +/- Miles No Scheduled Tune-Ups ¹	•	•	•	•	•	•
CARB Emissions Rating ²	ULEV-2	ULEV-2	ULEV-2	ULEV-2	ULEV-2	ULEV-2

TRANSMISSION	LX	EX	SE	EX-L	Touring	Touring Elite
6-Speed Automatic Transmission (6AT) Gear Ratios: 1st: 3.359, 2nd: 2.095, 3rd: 1.485, 4th: 1.065, 5th: 0.754, 6th: 0.556, Reverse: 2.269, Final Drive: 4.25	•	•	•	•	•	•

BODY/SUSPENSION/ CHASSIS	LX	EX	SE	EX-L	Touring	Touring Elite
Unit-Body Construction	•	•	•	•	•	•
MacPherson Strut Front Suspension	•	•	•	•	•	•
Multi-Link Rear Suspension with Trailing Arms	•	•	•	•	•	•
Variable Power-Assisted Rack-and-Pinion Steering	•	•	•	•	•	•
Stabilizer Bar (front)	25.4 mm (tubular)	25.4 mm (tubular)	25.4 mm (tubular)	25.4 mm (tubular)	25.4 mm (tubular)	25.4 mm (tubular)
Steering Wheel Turns,	3.5	3.5	3.5	3.5	3.5	3.5

Lock-to-Lock						
Steering Ratio	16.4	16.4	16.4	16.4	16.4	16.4
Turning Diameter, Curb-to-Curb	36.7 ft	36.7 ft	36.7 ft	36.7 ft	36.7 ft	36.7 ft
Power-Assisted Ventilated Front Disc/Solid Rear Disc Brakes	12.6 in / 13.1 in	12.6 in / 13.1 in	12.6 in / 13.1 in	12.6 in / 13.1 in	12.6 in / 13.1 in	12.6 in / 13.1 in
Wheels	17 in w/Full Covers	17 in Alloy	17 in Alloy	17 in Alloy	18 in Alloy	18 in Alloy
All-Season Tires	235 / 65 R17 103T	235 / 65 R17 103T	235 / 65 R17 103T	235 / 65 R17 103T	235 / 60 R18 102T	235 / 60 R18 102T
Compact Spare Tire	T135 / 80 D17 103M	T135 / 80 D17 103M	T135 / 80 D17 103M	T135 / 80 D17 103M	T135 / 80 D17 103M	T135 / 80 D17 103M

- - - - -

EXTERIOR MEASUREMENTS	LX	EX	SE	EX-L	Touring	Touring Elite
Wheelbase	118.1 in	118.1 in	118.1 in	118.1 in	118.1 in	118.1 in
Length	202.9 in	202.9 in	202.9 in	202.9 in	202.9 in	202.9 in
Height	68.4 in	68.4 in	68.4 in	68.4 in	68.4 in	68.4 in
Width	79.2 in	79.2 in	79.2 in	79.2 in	79.2 in	79.2 in
Track (front / rear)	68.1 in / 68.2 in	68.1 in / 68.2 in	68.1 in / 68.2 in	68.1 in / 68.2 in	68.1 in / 68.2 in	68.1 in / 68.2 in
Curb Weight	4396	4470	4528	4526	4581	4613
with Navigation				4540		
with RES				4548		
Weight Distribution (front/rear)	57 / 43	57 / 43	56 / 44	56 / 44	56 / 44	55 / 45
with Navigation				55 / 45		
with RES				56 / 44		
Towing Capacity ³	3500 lbs	3500 lbs	3500 lbs	3500 lbs	3500 lbs	3500 lbs

INTERIOR MEASUREMENTS	LX	EX	SE	EX-L	Touring	Touring Elite
Headroom (front/middle/rear)	39.7 in / 39.5 in / 38.0 in	39.7 in / 39.5 in / 38.0 in	39.7 in / 39.5 in / 38.0 in	38.3 in / 39.4 in / 38.0 in	38.3 in / 39.4 in / 38.0 in	38.3 in / 39.4 in / 38.0 in
Headroom: Wide-Mode (front/middle/rear)	39.7 in / 38.8 in / 38.0 in	39.7 in / 38.8 in / 38.0 in	39.7 in / 38.8 in / 38.0 in	38.3 in / 38.8 in / 38.0 in	38.3 in / 38.8 in / 38.0 in	38.3 in / 38.8 in / 38.0 in
Legroom (front/middle/rear)	40.9 in / 40.9 in / 42.4 in	40.9 in / 40.9 in / 42.4 in	40.9 in / 40.9 in / 42.4 in	40.9 in / 40.9 in / 42.4 in	40.9 in / 40.9 in / 42.4 in	40.9 in / 40.9 in / 42.4 in
Shoulder Room (front/middle/rear)	64.4 in / 63.3 in / 60.9 in	64.4 in / 63.3 in / 60.9 in	64.4 in / 63.3 in / 60.9 in	64.4 in / 63.3 in / 60.9 in	64.4 in / 63.3 in / 60.9 in	64.4 in / 63.3 in / 60.9 in
Hiproom (front/middle/rear)	58.2 in / 66.1 in / 48.4 in	58.2 in / 66.1 in / 48.4 in	58.2 in / 66.1 in / 48.4 in	58.2 in / 66.1 in / 48.4 in	58.2 in / 66.1 in / 48.4 in	58.2 in / 66.1 in / 48.4 in
Cargo Volume (behind 3rd-row)	38.4 cu ft	38.4 cu ft	38.4 cu ft	38.4 cu ft	38.4 cu ft	38.4 cu ft
Cargo Volume (behind 2nd-row)	93.1 cu ft	93.1 cu ft	93.1 cu ft	93.1 cu ft	93.1 cu ft	93.1 cu ft
Cargo Volume (behind 1st-row)	148.5 cu ft	148.5 cu ft	148.5 cu ft	148.5 cu ft	148.5 cu ft	148.5 cu ft
Passenger Volume	172.6 cu ft	172.6 cu ft	172.6 cu ft	170.1 cu ft	170.1 cu ft	170.1 cu ft
Seating Capacity	7	8	8	8	8	8

EPA MILEAGE RATINGS ⁴ /FUEL	LX	EX	SE	EX-L	Touring	Touring Elite
6-Speed Automatic (6AT) (City/Highway/Combined)	19 / 27 / 22	19 / 27 / 22	19 / 27 / 22	19 / 27 / 22	19 / 27 / 22	19 / 27 / 22
Fuel Tank Capacity	21.0 gal	21.0 gal	21.0 gal	21.0 gal	21.0 gal	21.0 gal
Required Fuel	Regular Unleaded	Regular Unleaded	Regular Unleaded	Regular Unleaded	Regular Unleaded	Regular Unleaded

ACTIVE SAFETY	LX	EX	SE	EX-L	Touring	Touring Elite
Vehicle Stability Assist™ (VSA®) with Traction Control ⁵	●	●	●	●	●	●
Anti-Lock Braking System (ABS)	●	●	●	●	●	●
Electronic Brake Distribution (EBD)	●	●	●	●	●	●
Brake Assist	●	●	●	●	●	●
Tire Pressure Monitoring System (TPMS) ⁶	●	●	●	●	●	●
Daytime Running Lights (DRL)	●	●	●	●	●	●
Rearview Camera with Guidelines ⁷	●	●	●	Multi-Angle (Navi)	Multi-Angle	Multi-Angle
Forward Collision Warning (FCW) ⁸				●	●	●
Lane Departure Warning (LDW) ⁹				●	●	●

PASSIVE SAFETY	LX	EX	SE	EX-L	Touring	Touring Elite
Advanced Compatibility Engineering™ (ACE™) Body Structure	●	●	●	●	●	●
Dual-Stage, Multiple-Threshold Front Airbags (SRS)	●	●	●	●	●	●
SmartVent® Front Side Airbags	●	●	●	●	●	●
Three-Row Side Curtain Airbags with Rollover Sensor	●	●	●	●	●	●

Driver's and Front Passenger's Active Head Restraints	•	•	•	•	•	•
3-Point Seat Belts at all Seating Positions	•	•	•	•	•	•
Front 3-Point Seat Belts with Automatic Tensioning System	•	•	•	•	•	•
Lower Anchors and Tethers for CHildren (LATCH): Lower Anchors (2nd-row All, 3rd-row outboard), Tether Anchors (2nd-row all, 3rd-row all)	•	•	•	•	•	•
Driver's and Front Passenger's Seat-Belt Reminder	•	•	•	•	•	•
Child-Proof Rear Door Locks	•	•	•	•	•	•

DRIVER ASSIST TECHNOLOGY	LX	EX	SE	EX-L	Touring	Touring Elite
Honda LaneWatch™ ¹⁰		•	•	•	•	
Blind Spot Information System (BSI) ¹¹						•

EXTERIOR FEATURES	LX	EX	SE	EX-L	Touring	Touring Elite
Projector-Beam Halogen Headlights with Auto-Off	•	with Auto-On/Off	with Auto-On/Off	with Auto-On/Off	with Auto-On/Off	
One-Touch Turn	•	•	•	•	•	•

Indicators						
Rear Privacy Glass	•	•	•	•	•	•
Rear Roofline Spoiler with Integrated Brake Light	•	•	•	•	•	•
Taillights with Integrated LED Light Bars	•	•	•	•	•	•
Variable Intermittent Windshield Wipers	•	•	•	•	•	•
Intermittent Rear Window Wiper/Washer	•	•	•	•	•	•
Remote Entry System	•	Programmable	Programmable	Programmable	Programmable	Programmable
Body-Colored Power Side Mirrors including Expanded View Driver's Mirror	Black	Heated	Heated	Heated	Heated with Integrated Turn Indicators	Heated with Integrated Turn Indicators
Tailgate Garnish	Chrome	Chrome	Chrome	Chrome	Reflective	Reflective
Power Sliding Doors		•	•	•	•	•
Security System		•	•	•	•	•
Smart Entry		•	•	•	•	•
Wiper-Linked Headlights		•	•	•	•	•
Acoustic Windshield			•	•	•	•
One-Touch Power Moonroof with Tilt Feature				•	•	•
Power Tailgate				•	•	•
Fog Lights					•	•
Memory-Linked Side Mirrors with Reverse Gear Tilt-Down					•	•
Body-Colored Parking Sensors (front/rear)					•	•

High-Intensity Discharge (HID) Headlights with Auto-On/Off						•
--	--	--	--	--	--	---

- - - - -

COMFORT & CONVENIENCE	LX	EX	SE	EX-L	Touring	Touring Elite
Air Conditioning (Manual, Front and Rear)	•					
Front Center Floor Tray with Beverage Holders	•					
Sunglasses Holder	•					
Center Stack Utility Tray	•	•		without RES		
Power Windows with Auto-Up/Down Driver's and Front Passenger's Window	•	•	•	•	•	•
Programmable Power Door and Tailgate Locks	•	•	•	•	•	•
Cruise Control	•	•	•	•	•	•
Tilt and Telescopic Steering Column	•	•	•	•	•	•
Driver's and Front Passenger's Illuminated Vanity Mirrors	•	•	•	•	•	•
Map Lights (all rows)	•	•	•	•	•	•
Front Bag Hook	•	•	•	•	•	•
Lockable Glove Compartment	•	•	•	•	•	•
Ambient Console Lighting	•	•	•	•	•	•
Beverage Holders (all rows)	•	•	•	•	•	•

12-Volt Power Outlets (front row & cargo area)	•	•	•	•	•	•
Chrome Door Handles	•	•	•	•	•	•
Coin Holder	•	•	•	•	•	•
Passenger-Assist Grips (front and 2nd-row)	•	•	•	•	•	•
Garment Hooks (2nd and 3rd row, 4 total)	•	•	•	•	•	•
Remote Fuel Filler Door Release	•	•	•	•	•	•
Front Door Courtesy Lights	•	•	•	•	•	•
Rear Window Defroster	•	•	•	•	•	•
Rear-Seat Heater Ducts	•	•	•	•	•	•
Cargo Area Light	•	•	•	•	•	•
Rear Storage Well	•	•	•	•	•	•
Cargo Area Bag Hooks (4 total)	•	•	•	•	•	•
Center Stack Lower Storage Bin	•	•	•	with Cool Box	with Cool Box	with Cool Box
Seatback Pockets (front row)	Passenger- Side	•	•	•	•	•
Illuminated Steering Wheel-Mounted Controls	•	•	•	•	•	•
Floor Mats	Front- and 2nd-Row	All Rows	All Rows	All Rows	All Rows	All Rows
Tri-Zone Automatic Climate Control System with Humidity Control and Air Filtration		•	•	•	•	•
Push Button Start		•	•	•	•	•
HomeLink® Remote System¹²		•	•	•	•	•

Conversation Mirror with Sunglasses Holder		•	•	•	•	•
Removable Front Center Console with Storage and Flip-up Trash-Bag Ring		•	•	•	•	•
Seatback Pockets (2nd-row)		•	•	•	•	•
Integrated Sunshades		2nd-Row	2nd-Row	2nd-Row	2nd and 3rd-Rows	2nd and 3rd-Rows
HondaVAC®			•			•
Perforated Leather-Wrapped Steering Wheel				•	•	•
Automatic-Dimming Rearview Mirror				•	•	•
Ambient Footwell Lighting					•	•

SEATING	LX	EX	SE	EX-L	Touring	Touring Elite
Driver's Seat with 8-Way Power Adjustment	•					
Front Passenger's Seat with 4-Way Power Adjustment	•	•	•	•	•	•
Wide-Mode Adjustable 2nd-Row Seats with Armrests and Walk-in Feature	•	•	•	•	•	•
Adjustable Seat-Belt Anchors (front- and 2nd-row)	•	•	•	•	•	•
Head Restraints at all Seating Positions	•	•	•	•	•	•

One-Motion 60/40 Split 3rd-Row Magic Seat®	•	•	•	•	with Folding Center Armrest	with Folding Center Armrest
Multi-Function 2nd-Row Center Seat		•	•	•	•	•
Driver's Seat with 10-Way Power Adjustment, Including Power Lumbar Support		•	•	•	with Two-Position Memory	with Two-Position Memory
Leather-Trimmed Seats (front and outboard 2nd-row)				•	•	•
Heated Front Seats				•	•	•

AUDIO & CONNECTIVITY	LX	EX	SE	EX-L	Touring	Touring Elite
240-Watt AM/FM/CD Audio System with 7 Speakers, Including Subwoofer	•					
i-MID with 8-Inch High-Resolution WVGA (800x480) Screen, Customizable Feature Settings and Interface Dial	•	•	•	•	•	•
Bluetooth® HandsFreeLink® ¹³	•	•	•	•	•	•
Bluetooth® Streaming Audio ¹³	•	•	•	•	•	•
Pandora® ¹⁴ Compatibility	•	•	•	•	•	•
SMS Text Message Function ¹⁵	•	•	•	•	•	•
USB Audio Interface ¹⁶	•	•	•	•	•	•

MP3/Auxiliary Input Jack	•	•	•	•	•	•
Radio Data System (RDS)	•	•	•	•	•	•
Integrated Glass Antenna	•	•	•	•	•	•
270-Watt AM/FM/CD Audio System with 7 Speakers, Including Subwoofer		•	•	without Navigation		
HondaLink® featuring Aha™¹⁷ Compatibility		•	•	•	•	•
Audio Touch-Screen		•	•	•	•	•
Rear Entertainment System			•	Available¹⁸	•	
SiriusXM® Radio¹⁹			•	•	•	•
115-Volt Power Outlet (3rd-row)			•	with RES	•	•
246-Watt AM/FM/CD Audio System with 7 Speakers, Including Subwoofer				with Navigation	•	
Honda Satellite-Linked Navigation System™ with Voice Recognition²⁰ and FM Traffic				Available¹⁸	•	•
650-Watt AM/FM/CD Premium Audio System with 12 Speakers, Including Subwoofer and 5.1 Surround Sound Theater Mode						•
Honda DVD Ultrawide Rear Entertainment System with HDMI® Technology²¹ and High-Resolution WVGA						•

(800x480) Screen						
HD Radio™22						•

- - - - -

INFORMATION DISPLAY / MULTI - INFORMATION DISPLAY	LX	EX	SE	EX-L	Touring	Touring Elite
Average Fuel Economy Indicator	•	•	•	•	•	•
Clock	•	•	•	•	•	•
Customizable Feature Settings	•	•	•	•	•	•
Engine Oil-Life Indicator	•	•	•	•	•	•
Instant Fuel Economy Indicator	•	•	•	•	•	•
Miles-to-Empty Indicator	•	•	•	•	•	•
Odometer and Trip Meters (2)	•	•	•	•	•	•
Compass		•	•	•	•	•
Exterior Temperature Indicator		•	•	•	•	•
Average Speed Indicator					•	•
Elapsed Time Indicator					•	•

- - - - -

INSTRUMENTATION	LX	EX	SE	EX-L	Touring	Touring Elite
12-Volt Battery-Charging System Indicator	•	•	•	•	•	•
ABS Indicator	•	•	•	•	•	•
Airbag System Indicator	•	•	•	•	•	•
Brake System Indicator	•	•	•	•	•	•


Coolant Temperature Indicator	•	•	•	•	•	•
Cruise Control Indicators	•	•	•	•	•	•
Door- and Tailgate-Open Indicator	•	•	•	•	•	•
DRL Indicator	•	•	•	•	•	•
Fuel Economy Indicator	•	•	•	•	•	•
Fuel Level Indicator	•	•	•	•	•	•
Headlights-On Indicator	•	•	•	•	•	•
High-Beam Indicator	•	•	•	•	•	•
Immobilizer System Indicator	•	•	•	•	•	•
Low-Brake Fluid Indicator	•	•	•	•	•	•
Low-Fuel Indicator	•	•	•	•	•	•
Low-Oil Pressure Indicator	•	•	•	•	•	•
Low-Tire Pressure Indicator	•	•	•	•	•	•
Maintenance Minder™ Indicator	•	•	•	•	•	•
Malfunction Indicator	•	•	•	•	•	•
Parking Brake Indicator	•	•	•	•	•	•
Passenger-Side Airbag-Off Indicator	•	•	•	•	•	•
Seat-Belt Reminder Indicator	•	•	•	•	•	•
Shift Lever Position Indicator	•	•	•	•	•	•
Starter System Indicator	•	•	•	•	•	•
Tachometer	•	•	•	•	•	•
TPMS System Indicator	•	•	•	•	•	•

Turn Signal/Hazard Indicators	●	●	●	●	●	●
VSA System and VSA-Off Indicators	●	●	●	●	●	●
Power Sliding Doors Indicator		●	●	●	●	●
Smart Entry System Indicator		●	●	●	●	●
Forward Collision Warning (FCW) Indicator				●	●	●
Lane Departure Warning (LDW) Indicator				●	●	●
Power Tailgate Indicator				●	●	●
Fog Lights Indicator					●	●
Parking Sensor Indicator					●	●
System Message Indicator					●	●
Blind Spot Information System Indicator						●

- Does not apply to fluid and filter changes. Will vary with driving conditions. Please see your Honda dealer for details.
- ULEV-2 (Ultra-Low-Emission Vehicle) models as certified by the California Air Resources Board (CARB).
- Requires surge-type or electric trailer brakes and available Honda accessory towing package and hitch ball. Premium unleaded fuel recommended when towing. Please see your Honda dealer for details
- Based on 2017 EPA mileage ratings. Use for comparison purposes only. Your mileage will vary depending on how you drive and maintain your vehicle, driving conditions and other factors.
- VSA is not a substitute for safe driving. It cannot correct the vehicle's course in every situation or compensate for reckless driving. Control of the vehicle always remains with the driver.
- For optimal tire wear and performance, tire pressure should be checked regularly with a gauge. Do not rely solely on the monitor system. Please see your Honda dealer for details.
- Always visually confirm that it is safe to drive before backing up; the rearview camera display does not provide complete information about all conditions and objects at the rear of your vehicle.
- FCW cannot detect all objects ahead and may not detect a given object; accuracy will vary based on weather, speed and other factors. System operation affected by extreme interior heat. FCW does not include a braking function. Driver remains responsible for safely operating vehicle and avoiding collisions.
- LDW only alerts drivers when lane drift is detected without a turn signal in use. LDW may not detect all lane markings or lane departures; accuracy will vary based on weather, speed and road condition. System operation affected by extreme interior heat. Driver remains responsible for safely operating vehicle and avoiding collisions.
- Display accuracy will vary based on weather, size of object and speed, and the display may not show all relevant traffic. The display is not a substitute for your own direct visual assessment of traffic conditions before changing lanes.
- The system is not a substitute for your own visual assessment before changing lanes; system accuracy will vary based on weather, size of object and speed.

12. HomeLink® is a registered trademark of Gentex Corporation.
13. The Bluetooth® word mark and logos are owned by the Bluetooth SIG, Inc., and any use of such marks by Honda Motor Co., Ltd., is under license.
14. Pandora, the Pandora logo, and the Pandora trade dress are trademarks or registered trademarks of Pandora Media, Inc. Used with permission. Compatible with select smartphones. See: www.pandora.com/anywhere/mobile. Not all devices compatible with USB connection. Your wireless carrier's rate plans apply.
15. Compatible with select phones with Bluetooth®. Your wireless carrier's rate plans apply. State or local laws may limit use of texting feature. Only use texting feature when conditions allow you to do so safely.
16. The USB Audio Interface is used for direct connection to and control of some current digital audio players and other USB devices that contain MP3, WMA or AAC music files. Some USB devices with security software and digital rights-protected files may not work. Please see your Honda dealer for details.
17. Compatible smartphone required. All Aha platform feeds are audible, not visual in nature. Vehicle does not provide any feeds. Some state laws prohibit the operation of handheld electronic devices while operating a vehicle. Launch smartphone applications only when the vehicle is safely parked. Aha is a trademark of Harman International Industries, Inc. Your wireless carrier's rates may apply.
18. The Honda Satellite-Linked Navigation System™ and Rear Entertainment System are only available separately on EX-L models.
19. SiriusXM services require a subscription after any trial period. If you decide to continue your SiriusXM service at the end of your trial subscription, the plan you choose will automatically renew and bill at then-current rates until you call SiriusXM at 1-866-635-2349 to cancel. See our Customer Agreement for complete terms at www.siriusxm.com. Fees and programming subject to change. XM satellite service is available only to those at least 18 years and older in the 48 contiguous United States and D.C. ©2016 SiriusXM Radio Inc. Sirius, XM and all related marks and logos are trademarks of SiriusXM Radio Inc.
20. The Honda Satellite-Linked Navigation System™ is available on EX-L models and standard on Touring models in the United States, Canada and Puerto Rico. (FM Traffic service only available in the United States, except Alaska). Please see your Honda dealer for details.
21. A separate source device is required to use split-screen function. HDMI, the HDMI Logo, and High-Definition Multimedia Interface are trademarks or registered trademarks of HDMI Licensing, LLC, in the United States and other countries.
22. HD Radio is a proprietary trademark of iBiquity Digital Corporation.

SHARED TECHNOLOGIES



Shared Technologies

Aerodynamic Design

Improving aerodynamic efficiency is a continuous goal for Honda engineers and stylists. Honda subjects each model to extensive wind-tunnel testing. Attention to detail is important as well, so Honda automobiles feature flat turbulence-reducing under-body panels, and flush-fitting headlights, glass and door handles. Mirrors are rounded, bumpers are smoothly contoured and grille openings are minimized to further aid in drag reduction. Special attention is given to the gaps and seams where body panels, doors and bumpers meet.

The major benefits of aerodynamic design include better fuel efficiency¹ (especially at highway speeds), a

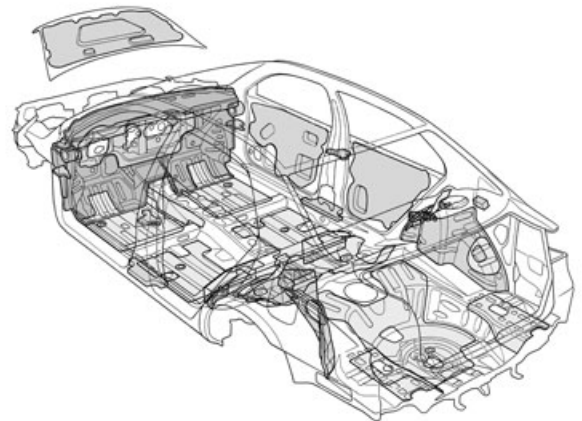
quieter ride at highway speeds due to the reduction in turbulence and wind noise outside the passenger cabin, and even better stability and resistance to crosswinds.

Body/Chassis Design and Corrosion Protection

All Honda vehicles utilize unit-body construction. The body and frame are made of steel stampings that are robotically welded into strong box sections, with the outer skin panels contributing to the integrity of the unit body. Extensive corrosion protection is built into every Honda body at the time of manufacture. All body panels are made of rust-resistant, electro-galvanized steel or aluminum alloy. Panels are joined in such a way as to eliminate traps where water can collect, helping prevent rust. A special chip-resistant paint is applied along the lower body sides to fend off stone damage, and body seams are protected by a sealer that helps keep out dust and moisture. In addition, plastic wheelwell liners, splash guards and rocker panels help protect the underside from chipping.

Minimizing Noise, Vibration and Harshness (NVH)

Honda employs many measures to reduce noise, vibration and harshness (commonly referred to as NVH) in order to create a more enjoyable driving experience. Special attention is paid to quieting the engine, soundproofing the cabin, improving aerodynamics and strengthening the body.

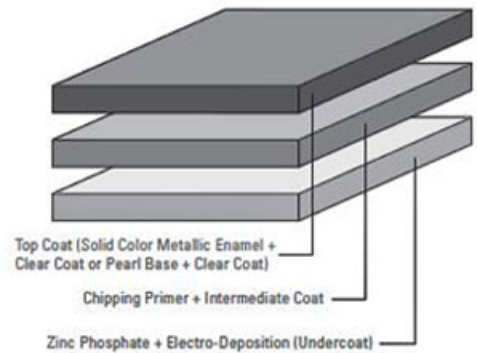


All internal-combustion engines create noise and vibration that must be controlled. Honda uses special engine and transmission mounts to help absorb vibration. Many Honda vehicles utilize special subframes that help provide the occupants with a pleasant, quiet ride. All Accord models also have a hood blanket to help absorb engine noise.

All Honda models utilize vibration-damping materials in the form of insulators and special high-density plastic sheeting. Large sheet-metal panels, like those found in the rear fender and passenger-compartment floor and firewall, can vibrate and drum in response to road noise and vibration. Honda engineers placed sheeting, insulation and foam in these panels and in the door pillars to help damp these vibrations, creating a quieter and more enjoyable ride.

Honda Paint

The Honda painting process involves cleaning and degreasing each body, then undercoating it by immersion in a zinc phosphate bath. The body is then immersed in a soluble, electro-deposited primer. To prevent dust and moisture from accumulating in critical areas, special sealants are sprayed into crevices and seams in the body. Areas of the body that are susceptible to stone and gravel damage are coated with a special anti-chipping primer. Finally, an intermediate primer coat is applied, followed by either a polyester-resin or acrylic-resin top coat. Metallic and pearlescent paints receive an additional clear coat.



VTEC Engineering

Honda's variable valve timing and lift electronic control (VTEC®) elegantly solves a problem all engine designers face: the need to build an engine that makes usable power throughout its entire rpm range. The trick lies in packing the maximum amount of air and fuel (called the intake charge) into the combustion chamber on each intake stroke and expelling the maximum amount of burned exhaust gases on the exhaust stroke. However, the air-fuel charge racing through the intake tract and into the combustion chamber creates a variety of engineering challenges.

The combustion chamber suction created as the piston moves downward on the intake stroke, along with atmospheric pressure, start the intake charge moving toward the cylinder and combustion chamber. Since air and fuel have weight, however, there is a short delay as they begin to move and come up to speed, and the effects of this delay are multiplied as engine speed increases. At the upper end of an engine's rpm range, the intake valve ends up closing before a significant portion of the air-fuel charge can reach it. As a result, cylinder filling is reduced, the intake charge is incomplete and engine power (or more specifically, torque) decreases.

High-performance and racing-engine designers compensate for the air-fuel charge delay by using a cam-lobe profile that holds the intake valves open for a longer duration at high engine speeds. However, this creates an entirely new set of problems: At low- and mid-range engine speeds, a long-duration cam lobe keeps the valves open too long. As a result, part of the intake charge is actually pushed out of the cylinder back into the intake manifold before the intake valve can be closed, which causes engine torque to drastically decrease. It's the main reason high-performance and racing engines produce their peak horsepower at such high rpm, and suffer from driveability problems at low rpm.

Ideally, the intake valve should remain open for a short duration at low engine speeds and for a longer duration at high engine speeds—and that is precisely how Honda variable valve timing works.

Earth Dreams Technology SOHC i-VTEC V-6 with Variable Cylinder Management (VCM) (Accord V-6, Pilot and Ridgeline)

To help improve fuel efficiency, Honda's i-VTEC V-6 engines use the latest version of Honda's innovative Variable Cylinder Management (VCM). When high power is required, for example during startup, acceleration or when climbing hills, the engine operates on all six cylinders. During periods of moderate-speed cruising and at low engine loads, the system operates just one bank of three cylinders, thereby maximizing fuel efficiency.



To smooth the transition between activating or deactivating cylinders, the system adjusts ignition timing and Drive-by-Wire throttle position, and turns the torque converter lockup on and off. As a result, the transition between three- and six-cylinder operation is usually unnoticeable to the driver.

2-Stage Intake Manifold (V-6 Models)

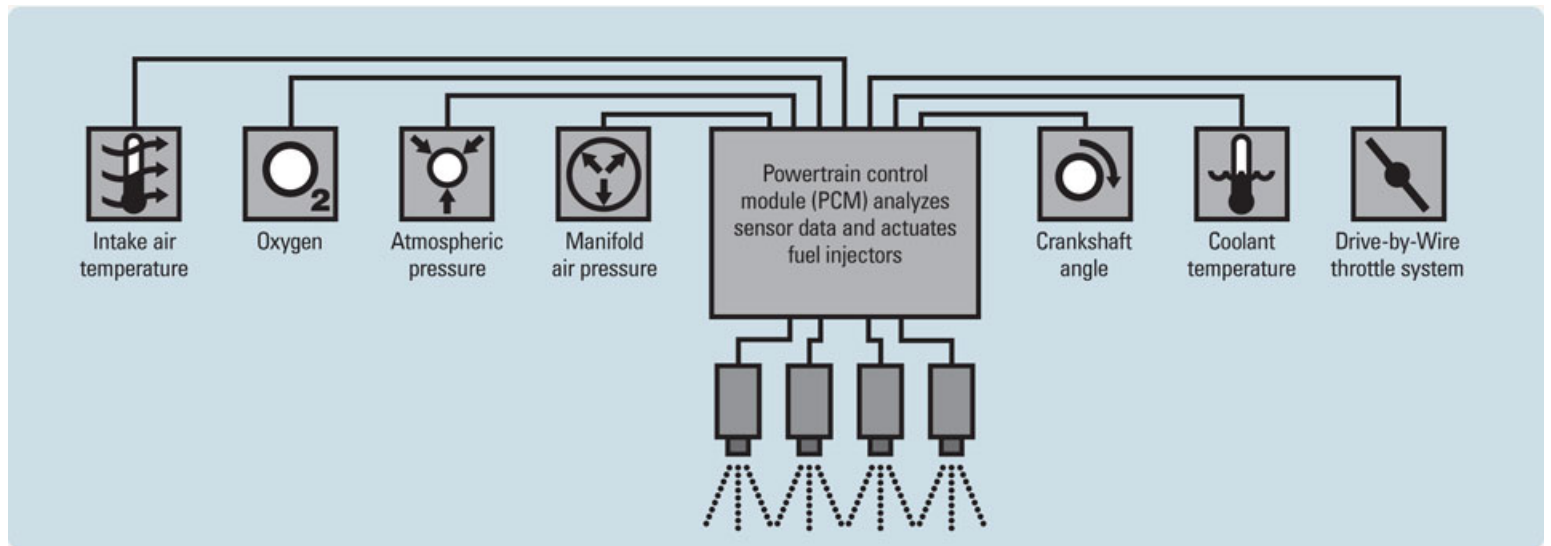
This ingenious design enhances torque production throughout the engine's rpm range. At lower engine speeds, a valve in the intake manifold is closed, creating the optimum condition to take advantage of sonic resonance to help pack more of the intake charge into the combustion chamber. At higher rpm, the valve opens to cancel the resonance effect and allow intake inertia to fill the cylinders more effectively.

Aluminum-Alloy Engines

Honda uses aluminum-alloy castings for major components such as the cylinder block, cylinder head and transmission cases. The principal advantages of aluminum alloy are lighter weight, which helps improve performance and fuel efficiency, and superior heat-transfer characteristics for better heat management.



Programmed Fuel Injection (PGM-FI)



Another reason Honda port-injected engines are so efficient is Honda Programmed Fuel Injection (PGM-FI). Here's how the system works:

At the heart of PGM-FI is a computer called the PCM, or powertrain control module. The PCM is connected to sensors that monitor inputs such as throttle position, engine temperature, crankshaft position, intake manifold pressure, atmospheric pressure, exhaust-gas oxygen content and intake air temperature. The PCM constantly receives information from these and other sensors and uses it to determine the fuel requirements of the engine. It then activates each fuel injector at precisely the right moment for optimum efficiency. The result is outstanding power and driveability, with reduced emissions and better fuel efficiency.

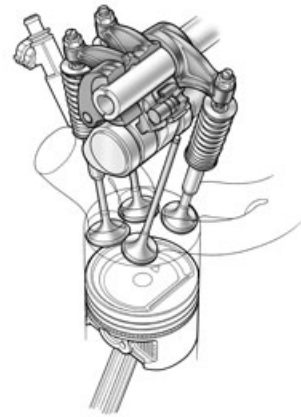
An additional advantage of PGM-FI is easier maintenance and repair. The PCM can sense when something is wrong with various parts of the system and store a trouble code, which will lead a technician to the problem area.

Air-Assist Fuel Injectors

Thorough atomization of fuel is critical for complete combustion. The smaller the fuel droplet, the more effectively it mixes with the intake air, resulting in more efficient combustion, lower emissions and improved throttle response. All Honda port-injection systems use special air-assist fuel injectors that mix air with the fuel as it is sprayed from the injector.

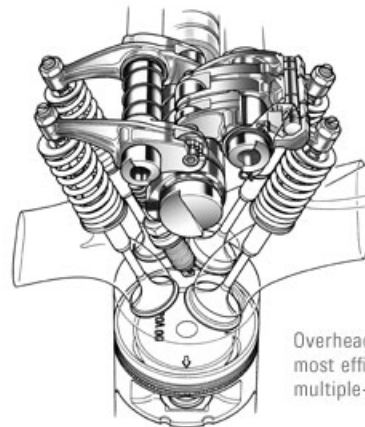
Four Valves Per Cylinder

Generally, the more valves a combustion chamber has, the more power it can produce. There are several reasons for this: More valves improve an engine's breathing by letting more air and fuel into the combustion chamber and expelling exhaust gases more efficiently. Also, each valve is smaller and lighter in a multi-valve engine, so higher engine speeds (rpm) are easier to achieve than with the larger, heavier valves found in 2-valve designs.



Overhead Camshafts

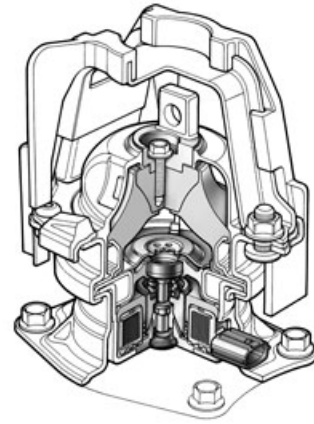
Honda vehicles use overhead-camshaft engines exclusively because of the advantages of this design. Since an overhead camshaft eliminates the reciprocating mass of pushrods and lifters, the engine can rev higher with less risk of valve float. With fewer parts between the camshaft and valve, valve timing becomes more accurate, thereby improving combustion efficiency. Additionally, overhead camshafts give the engine designer more freedom in choosing the valve angle, combustion-chamber shape and coolant-passage placement in the head.



Overhead camshafts are the most efficient way to operate multiple-valve engines.

Active Control Engine-Mount System (ACM) (VCM Models)

Whenever Variable Cylinder Management (VCM) operates in 3- or 4-cylinder mode, it creates a kind of rolling vibration as the engine rocks on its engine mounts. To counteract this, a separate ACM control unit monitors these rolling vibrations and operates high-speed solenoids in the front and rear engine mounts that actively cancel each oscillation. As a result, these vibrations are not transferred to the chassis through the engine mounts and are not felt inside the cabin.



Active Noise Cancellation™ (ANC) System (Accord and Models with VCM)

In addition to the Active Control Engine Mount system, a sophisticated ANC system eliminates noise caused by both VCM cylinder deactivation and exhaust noise. To do this, the ANC controller uses a front ceiling-mounted microphone and a rear tray microphone to detect any "booming" sound in the cabin associated with cylinder deactivation. It then emits a mirror "anti-noise" signal through the audio system's speakers, which effectively cancels those booming sounds, thus creating a quieter passenger compartment. ANC is always working, even when the audio system is turned off.

On-Board Diagnostics II (OBD-II)

On all Honda models except FCX Clarity, OBD-II, a sophisticated computer program built into the powertrain control module (PCM), constantly monitors specific emissions-system hardware for operation and performance. Not only can OBD-II detect circuit problems, it's also self-diagnostic. Through stored data, it can tell a service technician which circuit has a problem and, through "freeze frame" data, under what operating conditions.

Direct-Injection System (Accord, Civic, Fit, Pilot, Ridgeline and Odyssey)

Traditional multi-port fuel-injection systems mix fuel and air in the engine's intake ports before they enter the combustion chamber. With direct injection, fuel is sprayed directly into the combustion chamber. This promotes

a desirable "tumble motion" in the intake charge, promoting better combustion and higher overall fuel efficiency.

Immobilizer Theft-Deterrent System

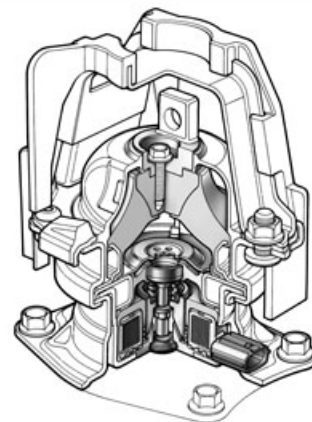
This system has an ignition key featuring an electronic code that makes it practically impossible to duplicate. Only recognition of this electronic signature by the immobilizer system will allow the fuel-injection system and ignition circuitry to be activated.

Drive-by-Wire Throttle System

Instead of a mechanical linkage from the accelerator pedal to the fuel-injection throttle plate, all Honda models use "Drive-by-Wire" technology. The system uses an electronic position sensor connected to the accelerator pedal that sends an electronic signal to the vehicle's powertrain control module (PCM). The PCM combines the accelerator-position signal from the driver with data such as engine rpm, coolant temperature and road speed, and then optimizes the movement of the throttle plate to the desired position.

Engine Mounts

Honda engines use several different types of advanced engine mounts to control engine vibration. All front-wheel-drive models have inertial-axis mounts, and Honda engineers used computer analysis to determine their optimum location, so they effectively control engine vibration over a wide range of engine speeds. The result is a quieter, smoother-operating automobile.



In addition to the Active Control Engine Mount System used on VCM-equipped engines, an electronically controlled engine mount is used on automatic transmission-equipped Accord, Crosstour, Odyssey, Pilot and Ridgeline models, which helps damp engine vibrations at varying engine speeds.

Another engine mount found on the Accord, Civic, Crosstour, Odyssey, Pilot and Ridgeline is the Honda liquid-

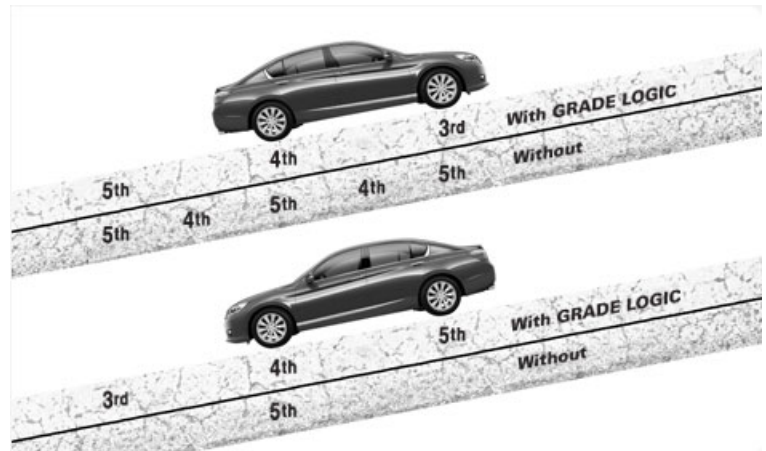
filled engine mount. This innovative design uses engine vibration to pump fluid from one chamber to another within the mount. This alters its damping frequency in response to changing engine rpm.

Front-Wheel Drive

All Honda cars and two-wheel-drive trucks use front-wheel drive, with transverse-mounted engines. The benefit of this design is that it eliminates the additional space generally required for an engine/transmission/driveshaft layout found in most front-engine, rear-wheel-drive vehicles. As a result, there's more room for passengers and cargo. In order to maximize the benefits of this design, Honda engineers devote a great deal of attention to making their engines as compact as possible.

Grade Logic Control System

All Honda automatic transmissions incorporate the Grade Logic Control System, which uses a powertrain control module (PCM) that is programmed to select appropriate shift points from stored PCM "shift maps." By controlling the engagement of 3rd, 4th and 5th gears when driving uphill or downhill, Grade Logic Control improves driving comfort and control.



Many conventional automatic transmissions use a single shift map based on throttle position and map sensor (to determine engine load) and a speed sensor (to determine road speed). While shift points from these two inputs are correct most of the time, there are situations that can "fool" its computer. For example, when driving up a long hill, the driver presses on the accelerator to compensate for slowing. The car downshifts to a lower gear and speeds up in response to increased throttle. So the driver eases off the accelerator and the transmission upshifts to the higher gear, sensing less engine load. The car begins slowing again, whereupon the driver presses on the throttle, and the transmission once again downshifts. This cycle of accelerating and decelerating, downshifting and upshifting, is called "gear hunting" and will repeat until the top of the hill is reached or the driver manually downshifts. Likewise, when driving on downgrades without Grade Logic, the transmission senses a closed throttle with high vehicle speed and upshifts to 4th or 5th gear, rather than downshifting to permit engine braking. To slow the vehicle, the driver may have to step on the brake pedal, or manually downshift to a lower gear to slow it down.

Grade Logic eliminates these problems because it uses throttle position, brake-pedal position, road speed and rate of deceleration and acceleration to determine actual driving conditions. It then uses this information to

select the appropriate program from its stored computer shift maps. For example, when driving uphill, Grade Logic senses that despite a large throttle opening, the car is not accelerating and picks the uphill driving shift map that holds in gear and delays upshifts, thereby eliminating hunting between gears.

When driving downhill, Grade Logic senses that the vehicle is going downhill. It then selects the downhill-driving shift map and selects and holds a lower gear to also provide engine braking. Similarly, if it senses bursts of acceleration and deceleration, actions that typically accompany driving on a winding road or in stop-and-go traffic, it chooses a shift map that holds the transmission in gear and delays upshifts, making rapid acceleration possible.

ECO Assist (Accord, Civic, Fit, HR-V, Pilot, Ridgeline and Odyssey)

A method of increasing the fuel efficiency, Eco Assist™ consists of two parts: the ECON mode and the Driver Feedback System. While each method can work independently, together they help drivers maximize fuel efficiency for their specific driving conditions.

Driver Feedback System: An ambient meter, located in the instrument panel, changes color as an indicator of driving efficiency. Depending on the model, a blue or white color indicates less-efficient driving; as the driving technique becomes more efficient, the color shifts to green. The feedback system monitors driving style and displays how it affects fuel efficiency.

Ventilated Front Disc Brakes and 4-Wheel Disc Brakes

To minimize brake fade, all Honda models use ventilated front disc brakes. Disc brakes have a superior ability to dissipate heat, which is further improved by ventilating them. The vents are radial fins cast into the disc between its outer and inner surfaces. They act like the blades of a turbine, forcing air through the disc as it spins and carrying heat away.

Many Honda models utilize 4-wheel disc brakes with an anti-lock braking system (ABS). Four-wheel disc brakes provide an additional measure of control and heat dissipation required by the performance nature of these models.

Hill Start Assist (Accord, Civic, Fit, HR-V, Pilot, Ridgeline and Odyssey)

Hill start assist helps prevent a vehicle stopped on an uphill or downhill grade from rolling backward or forward when the driver's foot moves from the brake pedal to the accelerator. Sensors inform the brake-system ECU when the vehicle is stopped on a grade. The ECU maintains brake-line pressure for a brief moment while the driver's foot moves from the brake pedal to the accelerator pedal.

Variable Power-Adjusted Rack-and-Pinion Steering

Rack-and-pinion steering gives the driver more precise control and better road feel. Additionally, most Honda models are equipped with torque-sensing power steering with variable assist. This means that the boost that is applied to the system is in direct proportion to both the amount of force (torque) created between the tire and the road as the wheel is steered and the vehicle's speed. As the force increases, the system increases the amount of power assist accordingly. Also, assist is greater at lower speeds such as in a parking lot.

Maintenance Minder System

Maintenance Minder™ indicates when routine maintenance is due based on how the vehicle is driven, rather than on a fixed schedule. If the vehicle is experiencing harder-than-normal use, such as hot-weather operation or a lot of short trips, Maintenance Minder will indicate that the vehicle should receive service sooner than the regularly scheduled interval. It also monitors standard prescribed maintenance procedures and intervals, such as tire rotation, transmission service and replacement of coolant, spark plugs and filter.



Honda Satellite-Linked Navigation System with Voice Recognition

All Honda vehicles make available a Honda Satellite-Linked Navigation System™² with voice recognition. The systems provide coverage in all 50 states, as well as Canada and Puerto Rico.

Here are some of the major features of the navigation system:


- The system uses a high-resolution color display, as well as a microphone for receiving voice commands.
- “Fuzzy logic” searching function simplifies entering destinations on-screen.
- In select cities, the system can display continuously updated traffic data on the map display, such as flow rates, incidents or construction, with a feature called Honda HD Digital Traffic.
- Using the navigation-system setup function, customers can import a favorite photograph to use as “wallpaper” on the display.
- At the driver’s discretion, the navigation system will choose scenic routes, including National Scenic Byways and All-American Roads.³
- The system’s onboard database features several million points of interest such as hotels, banks, museums and local attractions.³
- The system will respond to over 1,000 voice commands, such as “Find nearest ATM” or “Go home.” A button on the steering wheel activates the microphone.
- The vehicle’s audio system is used to relay voice prompts from the navigation system to the driver.



Rearview Camera

All Honda models for 2015 feature a rearview camera. Located near the rear license plate, it displays a full-color image of the area directly behind the vehicle to help the driver see objects that might be in the way. On most models, the display is located in the instrument panel; on non-navigation CR-Z models, there’s a display in the rearview mirror. .

Select models offer a multi-angle rearview camera. In addition to standard view, the driver can select wide view or top view.



Note: Please convey to customers that although the camera does help drivers see objects directly behind the vehicle, it does not replace the need to be aware of their surroundings by looking over their shoulder and in the vehicle's mirrors.

Bluetooth® HandsFreeLink



HandsFreeLink® enables drivers to make and receive mobile phone calls while keeping their hands on the wheel and their eyes on the road, using the vehicle's audio system and the driver's mobile phone. Using *Bluetooth*®⁴ wireless technology, HandsFreeLink enables the driver to use a cellular phone without even handling it—as long as the phone is somewhere inside the vehicle. Drivers can pick a compatible phone of their choosing, as long as the phone features Bluetooth wireless technology and features the Hands-Free Profile. A list of compatible phones can be found at handsfreelink.honda.com.

The system can be paired with up to six different phones; however, only one phone can be used at a time. Once paired, the system is easy to operate using voice commands. The HandsFreeLink TALK and BACK buttons, located in the lower-left section of the steering wheel, let drivers operate the system. The HandsFreeLink internal phone book can store up to 50 phone numbers. In addition to using speech recognition to store these numbers, owners can send individual phone numbers into the system's database. And on navigation-equipped models, drivers with select phones can even import their entire phone book into the navigation system database in a few simple steps.

Short Message Service (SMS) Text Message Function

This feature is available for phones that have the Message Access Profile (MAP) software. It gives drivers the ability to receive text messages and send pre-written replies.⁵ When this system first launched, only select phones — including some BlackBerry⁶ models— were MAP-compatible. As more compatible phone models become available, they will be added to the list of compatible devices at handsfreelink.honda.com.



To get started using the text message function, the driver's MAP-compatible phone must be paired with the vehicle's *Bluetooth*^{®4} HandsFreeLink[®] system. When the vehicle is moving, the SMS feature allows the driver to receive text messages, but the full text of the message can't be displayed unless the vehicle is stopped. When a message is received, an alert will appear on the i-MID and the driver can choose to save the message for later or have the message read aloud through text-to-speech technology.

The system allows the driver to choose from six pre-written messages to respond:

- Talk to you later, I'm driving
- I'm on my way
- I'm running late
- OK
- Yes
- No

The driver can also select "Call," which automatically dials the number of the person who sent the text.

The driver controls the text-messaging feature through the audio control panel. Use the PHONE button to get to the text-message menu, then use the audio selector knob to make all selections. If the vehicle is equipped with navigation, voice commands can be used to control some text functions. The system will display up to 20 text messages, and unread messages will display as an unopened envelope icon.

If the vehicle is stopped, the texting restrictions are turned off and the driver can choose to display the entire text message. When the car begins moving again, the texting restrictions automatically resume.

Pandora Compatibility

This popular audio application offers drivers a rich, personal music experience. When a compatible smartphone—on which the Pandora®⁷ app has been downloaded and installed—is connected to the USB Audio Interface,⁸ or via *Bluetooth*®⁴ on some smartphone models, Pandora can be opened and menus selected that show up on the vehicle's screen. Pandora functions are controlled by using the AUX button with the audio selector knob on the control panel or the audio touch-screen.



When users enter a song or artist that they enjoy, Pandora responds by playing selections that are musically similar. Users then let Pandora know if they like the selection or not by choosing the "Like" or "Dislike" icons on the screen. The more the user interacts with Pandora, the more information it will collect and use to determine future music selections. Radio stations are therefore created according to the user's taste.

Music can also be streamed wirelessly using *Bluetooth*®⁴ instead of the USB connection, but on certain models the user won't have the full functionality of the vehicle's Pandora controls, and audio quality won't be as high.

Song By Voice

Select models offer the Song By Voice® (SBV) feature. With so much audio content potentially available on the customer's iPod,⁹ Honda engineers set out to make it easy to find content. From most navigation screens, the driver can simply press the TALK button on the steering wheel and say "iPod search." Then drivers can give a voice command, such as "Play song, 'Parkway Garden,'" and the system will automatically begin playback. Song By Voice also lets the driver choose music by artist, album, track name, genre, playlist and even composer.



MP3/Auxiliary Input Jack

The auxiliary input jack lets customers hook up many personal audio devices, which can then be played through the vehicle's audio system. The input jack uses a standard headphone-jack plug. The volume of the input source can then be controlled through the audio system.



Speed-Sensitive Volume Control

This feature can adjust the audio system's volume to help compensate for increased ambient noise levels as vehicle speed rises. The system can be set by the user to one of three different volume levels—low, medium or high.

Radio Data System (RDS)

When in FM mode, the Radio Data System (RDS) allows the radio to display the station, song title and artist when tuned to participating RDS broadcast radio stations. It also allows your customers to search for radio stations by their favorite category, such as Rock, Jazz, News, Sports, etc.

USB Audio Interface

The USB Audio Interface⁸ enables owners to dock, charge and control a variety of current digital audio players, such as an iPod®, directly through the audio system. USB mass-storage devices such as flash drives can also be used to play back MP3, WMA or AAC music files, and can display the song title, artist and other information on the audio screen. However, some USB devices with security software and digital-rights-protected files may not work.

HomeLink Remote System (Accord, Pilot, CR-V, Ridgeline and Odyssey)

Select models provide the convenience of the HomeLink®¹⁰ remote system. Built into the overhead map-light module, this system can be easily programmed with up to three codes, such as for a garage-door opener, home-security system or security gates. See the owner's manual for more information about programming the system.



Parking Aid (Accord, Pilot, Ridgeline and Odyssey)

Select models feature front and rear parking sensors to help the driver detect objects close to the vehicle. When parking, a warning beep will alert the driver of close proximity to an object. The closer the vehicle gets to the object, the faster the alert will beep. The sensors are body-colored to help them blend in and enhance the overall appearance of the vehicle. On some models, the rear sensors can be switched off to prevent false alerts when towing.

Power Door Lock with Remote Entry

The remote entry system allows the driver to unlock the doors with the press of a button on the wave key. The system has a range of up to 50 feet and includes an emergency "panic" button that sounds the horn when pressed. To lock all the doors, simply push the LOCK button once. To unlock the driver's door only, push the UNLOCK button once. To unlock all the doors, push the UNLOCK button a second time.



In addition to controlling the power locks for all doors, the key or remote buttons can lower all of the power windows and open the moonroof on select models. This allows drivers to vent the interior as they approach their vehicle. To activate the feature, the driver pushes the UNLOCK button a second time and continues holding it down for more than a second. The windows can be lowered for up to 30 seconds after one of the other unlock functions has been used.

On select models, the key cylinder on the driver's door unlocks the driver's door, or all the doors, and will also

lower the windows and open the moonroof. Turning the key clockwise once unlocks the driver's door. Turning it a second time unlocks all the doors. Holding the key in the unlock position for more than one second lowers all the windows and opens the moonroof.

On select models, the key may also be used to lock all the doors, raise the windows and close the moonroof. To do this, the driver inserts the key and turns it counterclockwise to the lock position a second time and holds it there until all the windows are raised and the moonroof has closed.

Auto-Door Locking and Unlocking

The auto-door locking/unlocking feature is preprogrammed to automatically lock all the doors when the vehicle reaches 9 mph, and unlock the driver's door when the vehicle is shifted back into Park. The system can be programmed to lock the doors three different ways and unlock five different ways in order to accommodate a variety of personal preferences. Or the system can be completely deactivated, if so desired. Customers, especially those with children, will appreciate the convenience of the auto-lock feature.

Auto-Door Locking:

The auto-door locking feature has three possible settings:

1. The doors lock when the vehicle speed reaches 9 mph (15 km/h). This is the factory setting.
2. The auto-door locking is deactivated all the time.
3. The doors lock whenever you move the shift lever out of the Park (P) position.

Auto Door-Unlocking:

The auto-door unlocking feature has five possible settings:

1. The driver's door unlocks when you move the shift lever to the Park (P) position. This is the factory setting.
 2. The driver's door unlocks whenever you turn the ignition switch to the accessory (I) position.
 3. All doors unlock when you move the shift lever to the Park (P) position.
 4. All doors unlock whenever you turn the ignition switch to the accessory (I) position.
 5. Auto-door unlocking is turned off all the time.
-

Advanced Compatibility Engineering (ACE) Body Structure

The Advanced Compatibility Engineering™ (ACE™) body structure is a Honda-exclusive body design that enhances occupant protection and crash compatibility in frontal collisions. The ACE design utilizes a network of connected structural elements to distribute crash energy more evenly throughout the front of the vehicle. This enhanced frontal crash-energy management helps to reduce the forces transferred to the passenger compartment and can help to more evenly disperse the forces transferred to other vehicles in a crash. The design also helps reduce the potential for misalignment with the frame of an opposing vehicle, whether it is large or small.

Select models feature the next-generation ACE body structure. This design incorporates additional structural elements engineered to enhance vehicle performance in small overlap frontal collisions (where only roughly one-quarter of the vehicle's outer front end is engaged by another vehicle or object), which also translates into better performance in the Insurance Institute for Highway Safety (IIHS) small overlap frontal crash test.

Front Airbags



It is important to remember that the front airbags are supplemental to the seat belts, as the name supplemental restraint system (SRS) implies, and are designed to work only in a moderate-to-severe frontal collision. All Honda models feature front airbags (SRS) that can help protect the driver and front passenger in

the event of a moderate-to-severe frontal impact. In order for the airbags to provide maximum protection, the seat belts must also be worn. Seat belts can also help protect the occupants in a variety of collisions in which front airbags may not be effective, such as in rollovers.

The driver's airbag is located in the center of the steering wheel. The front passenger's airbag is located in the right-hand side of the instrument panel, in front of the passenger. The general location of the passenger's airbag is marked with the initials SRS—so customers should not install dashboard covers or other objects on the panel.

The front airbags are activated when sensors detect a moderate-to-severe frontal impact. The electronic control unit (ECU) sends an electric current to the airbags' inflators. The inflators then ignite, producing a large quantity of inert nitrogen gas, which inflates the airbags. The inflated airbags help absorb the driver's and front passenger's forward momentum, cushioning the face and upper torso. From the moment the sensors detect a sufficient frontal impact, the airbags can fully deploy faster than the blink of an eye. Immediately after inflation, vents in the airbags allow them to rapidly deflate.

The airbags are designed to be used only one time. Once they are deployed, the airbag units cannot be repaired and must be replaced.

Dual-Stage, Multiple-Threshold Front Airbags

All Honda models are equipped with dual-stage, multiple-threshold front airbags. The dual-stage inflator allows the ECU to command the front airbags to inflate at different rates, depending on the severity of the collision and other factors. (The rate affects the force of the inflating bag.) The ECU determines which inflation rate to use based on inputs from the front-collision sensors, which measure the severity of the impact as well as other inputs and vehicle factors.

The advanced dual-stage, multiple-threshold front airbags use weight sensors in the front passenger's seat and a position sensor in the driver's seat. If the driver's seat is fully forward, the driver's airbag will likely deploy with the lesser force of the two settings. If the weight sensors in the front-passenger's seat detect weight less than about 65 pounds, the passenger's front airbag will be shut off and the passenger airbag-off indicator will illuminate. Objects should not be hung on, or placed under, the front-passenger seat, as this could affect the weight sensors.

Front Side Airbags

Front side airbags, standard on all current Honda vehicles, were designed to inflate to help protect the driver and front passenger in the event of a moderate-to-severe side impact. Side-impact sensors on both sides of the car can detect a side collision and, if needed, the airbag on the side of the collision will be deployed.

The front side airbags are located in the outboard seat bolsters of the two front seatbacks and inflate forward from a specially designed seam in the seat. They are operated by the same ECU that operates the front airbags.

When the driver's side-impact sensor registers a moderate-to-severe side impact, the ECU deploys the driver's side airbag. The airbag cushions the area between the driver's chest and left shoulder area and the door. On some models, the airbag also cushions the pelvic area. As with front airbags, inflation happens within a fraction of a second, followed by rapid deflation.

The front passenger's side airbag on some Honda models features an Occupant Position Detection System (OPDS). OPDS sensors in the seatback estimate the height of the occupant, and a sensor in the right seat bolster senses if the occupant is leaning into the side-airbag deployment path. This system is designed to help prevent the side airbag from deploying if a child, or small-statured adult, leans into the side-airbag deployment path. OPDS can also illuminate the side airbag-off indicator to alert the driver that the airbag has been disabled. When the passenger returns to an upright position, the side airbag will resume normal operation and the side airbag-off indicator will go off. If the front passenger uses a cushion or other object, such as a backrest, it may interfere with the sensor functions and prevent the side-airbag cutoff system from working properly. Also, seat covers should not be used on any Honda, or other vehicles equipped with side airbags, as they may impede proper side airbag-cutoff system and airbag functions.

Select models, starting with the 2013 model year, receive SmartVent™ front side airbags. By modifying how the airbag fills with gas during deployment, this feature is designed to provide side-impact protection for both adult-sized and smaller-statured occupants while eliminating the need for the Occupant Position Detection System (OPDS).

Side Curtain Airbags with Rollover Sensor³

All current Honda models come standard with side curtain airbags designed to protect all outboard occupants in the event of a side impact. The system is designed to reduce the effect of an impact on an outboard passenger's head following the primary impact.

The side curtain airbag module is positioned in a small compartment along the side of the headliner. A gas generator, usually installed at the rear pillar, inflates the bag to create a cushioning layer on the impacted side of the car. As an added benefit, Accord, Civic, Crosstour, Odyssey, Pilot and CR-V feature a rollover sensor that deploys the side curtain airbags if it detects a rollover.



SALES TIP: Side curtain airbags inflate to help protect heads in the event of a side impact.

Vehicle Stability Assist (VSA) with Traction Control

Every 2015 Honda model is equipped with Vehicle Stability Assist™ (VSA®)¹¹. It combines the functions of the ABS with traction control and side-slip control to improve driver control and steering stability when oversteering and understeering is detected. It also helps provide side-slip suppression, which occurs when cornering forces exceed the ability of the tires to maintain traction, and the vehicle begins to understeer or oversteer in a turn. Honda's computer-controlled VSA system is calibrated to add stability and predictability without stifling driving enjoyment. Its operation is designed to be "transparent," so drivers may not even notice when VSA is actuated.

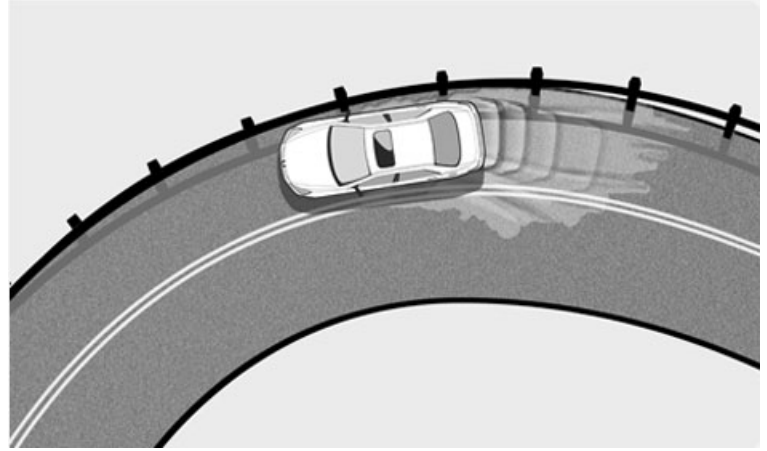
Working jointly with VSA is Honda's Drive-by-Wire throttle system. This system replaces conventional throttle hardware with an all-electronic system, which senses the throttle-pedal position and relays that information to an ECU. The ECU then signals a motor that instantaneously performs the actual throttle activation.

The traction control aspect of the VSA system works just as seamlessly. It networks with the ABS sensors and software to detect wheel slippage when starting on low-traction surfaces. Wheel speeds are monitored by the ABS sensors and the ECU, which determine if slippage is occurring. If detected, it activates one or more brake calipers to slow the spinning wheel—and may also reduce throttle—until it can regain traction.

Traction control also helps maintain stability and allows the vehicle to accelerate even on surfaces with a split coefficient of friction, such as when one wheel is on ice and the other is on dry pavement.

Anti-Lock Braking System (ABS)

The ABS has been designed to help the driver retain steering control while braking. The system works by maintaining the wheels near their point of maximum traction during hard braking, which allows the driver to brake and steer at the same time without the brakes locking and the tires skidding. This can be especially useful when braking hard on wet or low-traction surfaces.




Honda's ABS uses sensors at each wheel that measure wheel-rotation speed and send that data to an electronic control unit (ECU). When the ECU detects wheel lockup during braking, it reduces brake-line pressure to any locking wheel until the wheel starts turning again. Then brake-line pressure is restored. If the wheel begins to lock again, the cycle is repeated. The system can cycle up to 100 times a second, maintaining optimum traction for the surface conditions.

Normally, when the ABS is operating, hydraulic pressure is rapidly cycled on and off at each wheel that is slipping. This can cause a pulsing, or kickback, of the brake pedal that can surprise the driver, but means the system is operating normally. The ABS on most Honda vehicles uses a special unit that reduces pedal kickback.

There is an ABS status indicator located on the instrument panel. When the vehicle is started, the indicator will go on for a few seconds, then shut off, indicating that the system is operating properly. If the ABS status indicator comes on while the engine is running, the system should be checked immediately by a Honda dealer.

Electronic Brake Distribution (EBD)

EBD is an exacting method of ensuring that proportionate braking forces are applied to each brake. During braking, most of the vehicle's weight shifts to the front wheels, causing them to have the greatest amount of traction in most braking situations. In order to avoid unnecessary ABS cycling during a non-emergency stop, the EBD uses the ABS sensors to detect rear-wheel lockup. It then controls ABS solenoids to reduce braking force to the rear wheels, leaving maximum braking force in the front, thereby maximizing overall braking force and controllability.



Brake Assist

This safety feature is found on all current Honda vehicles. Brake Assist is designed to help drivers apply full emergency stopping power in a panic-stop situation. If Brake Assist detects an extreme rate of pedal application and pressure as the result of a sudden stop, the system helps drivers apply full braking force, thus helping to stop the vehicle in the shortest distance possible. When the driver releases pressure on the brake pedal, the Brake Assist system deactivates.

Seat Belts

Seat belts are the primary means of protection in all types of collisions. Honda 3-point seat belts are designed to provide the greatest amount of comfort, while offering maximum protection to the occupants.¹² Most Honda models feature 3-point seat belts with adjustable upper anchors in the front. They allow the shoulder belt portion of the seat belt to be adjusted for a more comfortable fit.



The front 3-point seat belts on all Honda models are equipped with an automatic tensioning system and load limiters. In the event of a moderate-to-severe impact, this system is designed to instantly tighten the shoulder and lap portions of the belt to help hold the driver and front passenger in place. The load limiters allow the seat belts to relieve their tension slightly after the automatic tensioning system is activated.

Driver's and Front Passenger's Seat-Belt Reminder System

According to 2009 statistics from NHTSA, about 84 percent of passenger vehicle occupants wear their seat belts. Another NHTSA statistic from the same year points out that the fatality rate incurred by unbelted occupants is 44 percent. Given the importance of wearing a seat belt, a seat-belt reminder system has been integrated into all current Honda vehicles to help remind front occupants to buckle up.

Here's how it works: If the sensor in the driver's seat-belt buckle indicates that the belt isn't buckled, the system alerts the driver with an indicator on the instrument panel and a warning chime. And if the weight sensor in the front passenger's seat detects an occupant—and the occupant's seat belt isn't fastened as determined by that buckle's sensor—the warning indicator and chime will be activated as well.

Child Safety Features

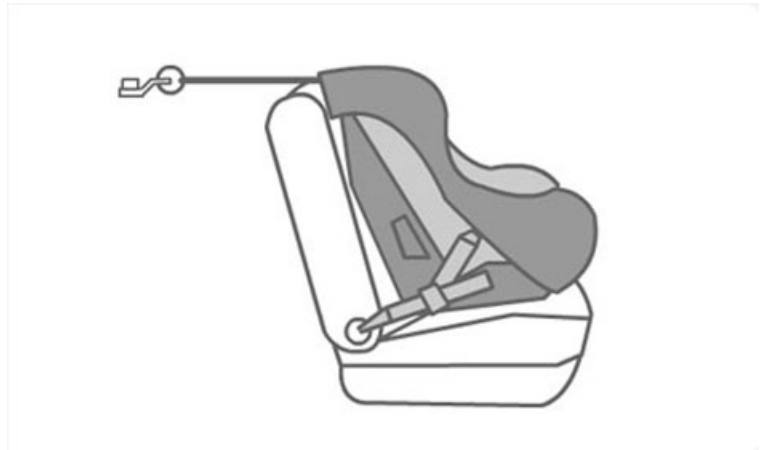
Since many Honda owners have families, it is only fitting that Honda help parents and caregivers to take good care of the younger passengers, too. Child-proof rear door locks prevent children from opening the rear doors from the inside. A simple mechanical lever located near the latch on the rear door activates the feature.



The Honda Accord, Civic, and FCX Clarity are equipped with an emergency trunk release that glows in the dark, allowing the trunk to be opened from the inside.

LATCH (Lower Anchors and Tethers for Children)

The second rows of all Honda vehicles are equipped with child-seat tether anchors and a child-seat mounting system called LATCH (Lower Anchors and Tethers for Children). This system uses both the upper child-seat tether anchors and lower anchors at the outboard seating positions. When used with a LATCH-compatible child seat, it provides attachment points between the child seat and vehicle to help ensure the proper mounting of the child seat.



All vehicles with rear seats also include lockable seat-belt retractors for securing a child seat in the rear seats with a 3-point seat belt. To use the system, place the child seat in the rear seat, pull the entire seat belt out of the retractor reel, buckle it, then let the retractor take up the slack so that the child seat is secured. No additional locking clip is needed. Be sure to follow the directions in the child-seat and vehicle owner's manuals.

Tire Pressure Monitoring System (TPMS)



All Honda models feature a Tire Pressure Monitoring System¹³ that monitors tire pressure in all four tires.

On most models (except Accord and CR-V), sensors located at each wheel's valve stem monitor each individual tire's pressure. When a tire sensor indicates that tire pressure has dropped more than approximately 25% below the recommended pressure in any of the four tires, the sensor sends a signal to a receiver located on the vehicle. The TPMS system then alerts the driver to this by illuminating the TPMS indicator within the gauge cluster. (Note: Spare tires do not have TPMS.) The Accord and CR-V systems work similarly, but uses the vehicle's ABS wheel-speed sensors to calculate air pressure based on wheel rotation characteristics.

The instrument panel displays a flashing icon of a tire's cross section with an exclamation point to alert the driver that one or more of the vehicle's tires is significantly low. Drivers are to visually inspect the tires, check and adjust their pressure when cold to the appropriate specification.

Daytime Running Lights (DRL)

All Honda cars and trucks are equipped with Daytime Running Lights (DRL). This feature is designed to enhance the visibility of the vehicle to other drivers and pedestrians. The DRLs are designed to illuminate during daytime driving, and automatically switch off when the vehicle's headlights are on.



-
1. Based on 2017 EPA mileage estimates. Use for comparison purposes only. Your actual mileage will vary depending on how you drive and maintain your vehicle.
 2. The Honda Satellite-Linked Navigation System™ is standard in the United States, Canada and Puerto Rico. (HondaLink Real-Time Traffic™ service only available in the United States, except Alaska.) Please see the navigation manual for details.
 3. Some roads unverified. Please see the navigation system manual for details.
 4. The *Bluetooth*® word mark and logos are owned by *Bluetooth SIG, Inc.*, and any use of such marks by Honda Motor Co., Ltd. is under license. Visit handsfreelink.com for a list of

compatible phones and available features.

5. Compatible with select phones with *Bluetooth*®. Your wireless carrier's rate plans apply. State or local laws may limit use of texting feature. Only use texting feature when conditions allow you to do so safely.
6. BlackBerry® is the property of Research In Motion Limited and is registered and/or used in the U.S. and countries around the world. Used under license from Research In Motion Limited.
7. Pandora, the Pandora logo, and the Pandora trade dress are trademarks or registered trademarks of Pandora Media, Inc. Used with permission. Compatible with select smartphones. See: www.pandora.com/everywhere/mobile. Not all devices compatible with USB connection. Your wireless carrier's rate plans apply. Drive responsibly. Some state laws prohibit the operation of handheld electronic devices while operating a vehicle. For safety reasons, always launch your audio application or perform any other operation on your phone or audio device only when the vehicle is safely parked.
8. The USB Audio Interface is used for direct connection to and control of some current digital audio players and other USB devices that contain MP3, WMA or AAC music files. Some USB devices with security software and digital rights-protected files may not work. Please see the owner's manual for details.
9. iPod® is a registered trademark of Apple Inc., registered in the U.S. and other countries.
10. HomeLink and the HomeLink house are trademarks of Johnson Controls®.
11. VSA is not a substitute for safe driving. It cannot correct the vehicle's course in every situation or compensate for reckless driving. Control of the vehicle always remains with the driver.
12. Always use seat belts and appropriate child seats. Children 12 and under are safest when properly restrained in the rear seat.
13. For optimal tire wear and performance, tire pressure should be checked regularly with a gauge. Do not rely solely on the monitor system. Please see the owner's manual for details.