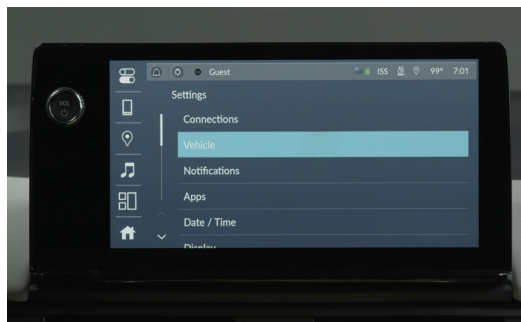


How to Customize Exit Lighting

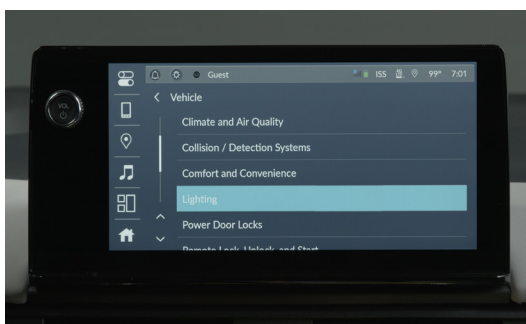
When exiting the vehicle after a drive, select exterior lights will illuminate and stay on for a factory-set period of time. Here's how to customize their operation.



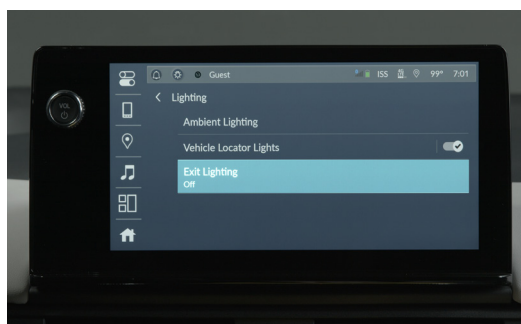
- 1 With the vehicle parked and the power on, touch the Settings icon on the color touch-screen



- 2 Touch Vehicle



- 3 Touch Lighting



- 4 Touch Exit Lighting



- 5 Touch your preferred mode of operation from the available choices

See your vehicle's Owner's Manual for even more details. You can download one at mygarage.honda.com.