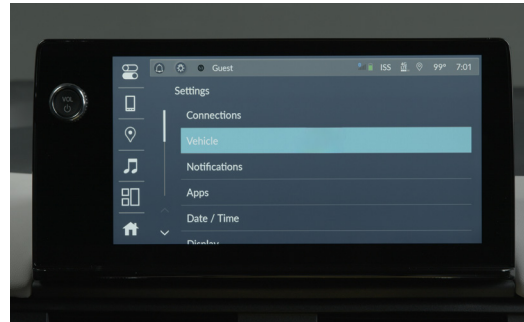


# How to Customize Exit Lighting

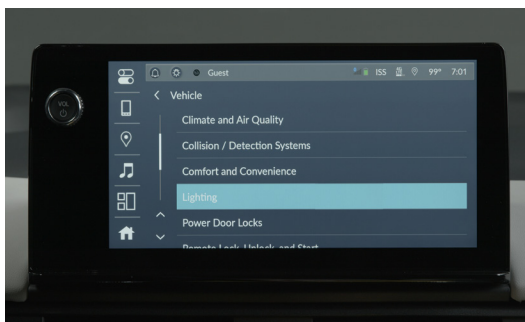
When exiting the vehicle after a drive, select exterior lights will illuminate and stay on for a factory-set period of time. Here's how to customize their operation.



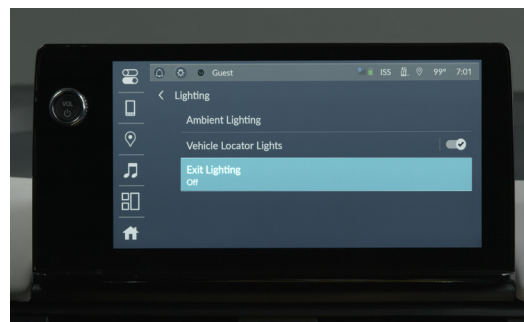
**1** With the vehicle parked and the power on, touch the Settings icon on the color touch-screen



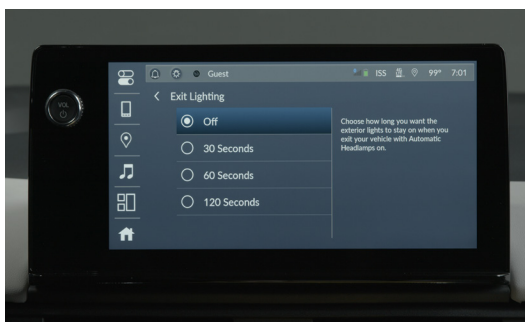
**2** Touch Vehicle



**3** Touch Lighting



**4** Touch Exit Lighting



**5** Touch your preferred mode of operation from the available choices

See your vehicle's Owner's Manual for even more details. You can download one at [mygarage.honda.com](https://mygarage.honda.com).