


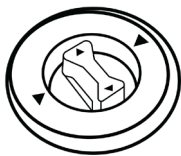
How to Use Floor Mat Anchors

The driver's floor mat features anchors designed to prevent the mat from moving forward and possibly interfering with the pedals. Here's how they work:

Anchor locations

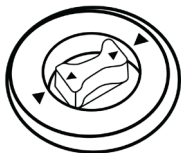


To remove the mat, turn the anchor knobs to the unlock position and lift the mat up.



Unlock position

To reinstall the mat, push it down over the anchors and turn the knobs to the lock position.



Lock position

Important Note:

Do not place additional floor mats on top of an anchored mat.