

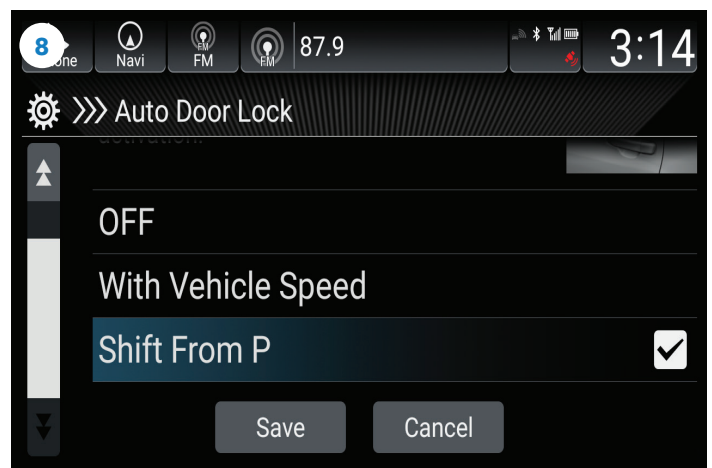
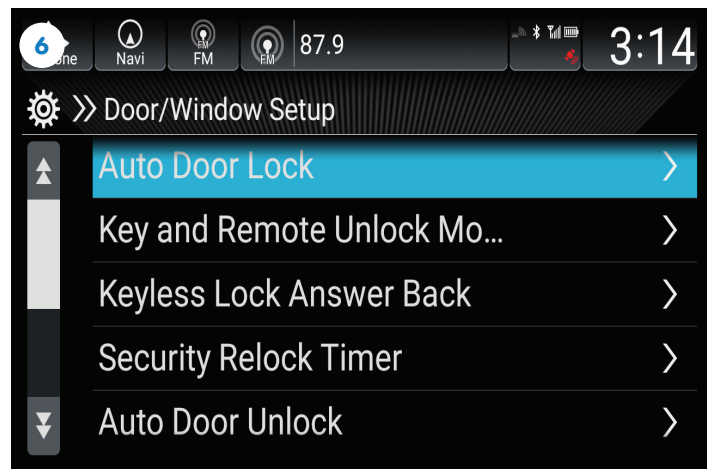


## Customize Auto-Door Locking/Unlocking Accord Display Audio Models

This system makes for exceptional convenience and confidence. Plus, you can adjust when—and if—your vehicle's doors automatically lock and unlock. Familiarize yourself with the Display Audio touch-screen and learn how to use it to view and select choices.

### Follow these steps:

- 1 Put the vehicle in PARK with the ignition ON
- 2 Touch HOME  

- 3 Select Settings
- 4 Select Vehicle
- 5 Select Door/Window Setup
- 6 Select Auto Door Lock
- 7 Select desired door-lock setting
- 8 Scroll to bottom and select Save
- 9 Touch BACK and select Auto Door Unlock  

- 10 Select desired door-unlock setting
- 11 Scroll to bottom and select Save



For more information see, your Owner's Guide.